HÖSTEN

用不同的方式为您开启一扇窗
OPEN A WINDOW FOR YOU IN DIFFERENT WAYS

霍森门窗五金产品手册
Hosten door&window hardware Collections

门窗五金全系列解决方案提供商
The solution provider of all series of door&window hardware

HÖSTEN 中国区总代

宁波宜畅门窗配件有限公司
NINGBO NYC DOOR&WINDOW ACCESSORIES CO.,LTD

中国浙江省余姚市朗霞镇工业园区
Industrial Park,Langxia Town Yuyao,Zhejiang Province,China.

Slogan——精致生活，源自霍森

品牌文化：Hosten（霍森）专注于门窗五金全系列解决方案，霍森名称源自1819年德国工匠Hosten.Schmied，现任家族继承人为纪念Hosten Schmied，决定使用hosten这个品牌，hosten五金门窗沿用家族传超过2个世纪的五金技艺，旨在解决各类五金门窗解决方案，为人们提供舒适，环保的居住环境，hosten五金门窗实用性，隔热性，隔音性均高于同类五金门窗，为新一代门窗五金企业提供各类解决方案。

Hosten曾作为德国皇室御用建筑顾问，先后为欧洲标志建筑大项目提供解决方案，也为欧洲各类古建筑修复提供过很多宝贵意见。

Hosten五金门窗，技艺传承两世纪，以德国严谨的工匠精神，用最精密的设备和最先进的理念，打造中国最严谨的门窗系统，致力于为消费者提供最好的产品和服务，共同打造精致生活。

Hosten focuses on a full range of solutions for door and window hardware. It is named after Hosten Schmied, the German craftsman, from 1819, in whose memory the current heirs of the family decided to name the brand Hosten.Hosten hardware for doors and windows uses the hardware technology passed down by the family for more than two centuries and provides all types of solutions for door and window hardware. It helps provide comfortable and environmentally friendly living conditions for people. The practicability and heat and sound insulation of Hosten hardware doors and windows are higher than those of similar hardware doors and windows, thus providing a large variety of solutions for the new generation of door and window hardware companies.

Hosten used to be a consultant to the German royal family. They have successfully provided solutions for many major European landmark projects, as well as creating many valuable ideas for the restoration of various ancient buildings across Europe.

Hosten hardware doors and windows uses the technology inherited over the last two centuries along with detailed German craftsmanship, which, coupled with the most sophisticated manufacturing equipment and most advanced concepts, makes China's most secure door and window systems. They are committed to providing consumers with the best products and services and helping to build better lives together.

Choosing HOSTEN is choosing elegant life!

用不同的方式为您开启一扇窗

Open a window for you in different ways

ABOUT HOSTEN

这里生产与测试的火花才能凝结品质

The spark of Production and testing in order to Condenses quality

从决定产品性能的轴承开始，二十年来，我们不断提升产品的性能及稳定性，并通过与国际知名门窗公司合作的经验，不断提高产品的质量，使我们更加注重品质的把控。

From the beginning of bearing performance,we spend 20 years improving the performance and stability of rollers.Through the experience of cooperation with word-famous internationally companies,we continuously improve the quality of the product ,and pay more attention to the quality control.

HÖSTEN

Evidence of Performance

Building hardware – Hardware for lift and slide windows accordance EN 13126-16:2019

Test Report
No. 16-002762-PR02
(PB-G05-03-en-01)

ift ROSENHEIM

Client	NINGBO YICHANG DOOR&WINDOW HARDWARE CO.,LTD No.218 Chaoyang road, langxia town 315300 Yuyao City (Zhejiang Province) China
Product	Lift and slide window
Designation	502.010 Lift & Slide hardware
Performance-relevant product details	Sash dimensions (W x H): 1230 mm x 1926 mm Frame material: Aluminium Sash weight: 300 kg Hardware: 502.010 Lift & Slide hardware Front Roller: 502.010-1 Rear Roller: 502.010-2 Lock: 502.010-20-2375A
Special features	-/-

Results

Classification according to EN 13126-16 : 2019-07

Durability	Mass	Corrosion resistance	Test size
H3	300	5	1230 / 1926

ift Rosenheim
01.04.2020

Konrad Querengässer, Dipl.-Ing. (FH)
Head of Testing Department
Security/Safety Testing

Erwin Heimbuchner
Operating Testing Officer
Security/Safety Testing

Basis
EN 13126-16:2019-07

Test standard/s:
EN 13126-16:2019-07

Equivalent national versions (e. g. DIN EN):

Representation

Instructions for use

This test report serves to verify compliance with the requirements for lift and slide window as per EN 13126-16:2019.

The provisions of EN 13126-16:2019 for marking and evaluation of conformity of construction products shall be observed.

Validity

The data and results refer solely to the tested and described specimen. Classification remains valid as long as the product and the above basis remain unchanged. The results can be extrapolated under the manufacturer's own liability subject to observance of the relevant specifications set out by the applicable product standard. This test/evaluation does not allow any statement to be made on any further characteristics regarding performance and quality of the construction presented; in particular the effects of weathering and ageing were not taken into account.

Veröffentlichungshinweise

Notes on publication

The ift-Guidance Sheet Advertising with ift test documents" applies. The cover sheet can be used as an abstract.

The report contains a total of 20 pages.

Ve-Pb-2275-de 01.03.2012

HÖSTEN

qualityaustria
Succeed with Quality

CERTIFICATE

Quality Austria - Trainings, Zertifizierungs und Begutachtungs GmbH awards this **quality**austria certificate to the following organisation:

This **quality**austria certificate confirms the application and farther development of an effective

Ningbo Mojia Bearing Co., Ltd.
No. 218, Zhaoyang Road, Langxia Streets,
Yuyao City, Zhejiang Province, China

QUALITY MANAGEMENT SYSTEM
complying with the requirements of standard
IATF 16949:2016
without product design

Production of deep groove ball bearing

Registration No.: 05286/0
IATF-Registration No.: 0313448
Issue Date: 02 July 2018
Expiration Date: 01 July 2022

Vienna, 02 July 2018

Quality Austria - Trainings, Zertifizierungs und Begutachtungs GmbH,
A1-1010 Vienna, Zelinkagasse 10/3

Konrad Scheiber
General Manager

Ing. Michael Dragosits, MSc
Specialist representative

Page 1 / 1

获证企业统一社会信用代码/组织机构代码:91330282750376031G
本证书信息可在国家认证认可监督管理委员会官方网站（www.cnca.gov.cn）上查询

HÖSTEN

ZSBC

CERTIFICATE OF CONFORMITY OF QUALITY MANAGEMENT SYSTEM CERTIFICATION

NO: 08920Q52669R0M

This Is To Certify That The Quality Management System Of

NINGBO RIECHE TECHNOLOGY CO., LTD.

No.218 Chaoyang Road, Langxia Street, Yuyao City, Zhejiang Province
Unified Social Credit Code: 91330281MA2CHX098E Post Code: 315480

Quality Management System Complies With:

GB/T19001-2016/ISO9001:2015 Standard

Scope:

Deep Groove Ball Bearing Production; Plastic Hardware (Furniture, Doors And Windows) Processing

Date of issue: 2020-12-24 Expiry date: 2023-12-23

Holding this certificate organizations receive annual surveillance audits qualified, And administrative license valid state regulations

Approval of the first surveillance audit	Approval of the second surveillance audit	Approval of the third surveillance audit
Zhongshui Brilliant Certification Co.,Ltd.	Zhongshui Brilliant Certification Co.,Ltd.	Zhongshui Brilliant Certification Co.,Ltd.

北京中水卓越认证有限公司 证书专用章

Zhipeng Chen

Representative of The Company

IAF MEMBER OF MULTILATERAL RECOGNITION ARRANGEMENT

CNAS

中国认可
国际互认
管理体系
MANAGEMENT SYSTEM
CNAS C089-M

The Certificate Information Can Be Inquired At http://www.cnca.gov.cn Or http://www.zsbc.net
Tel:010-82272603 Add:Room 7001-7004 Block B Tiancheng Technology Building Of No.2 Xinfeng Street Dewai Avenue Xicheng District Beijing

HÖSTEN

ZSBC

CERTIFICATE OF CONFORMITY OF ENVIRONMENTAL MANAGEMENT SYSTEM CERTIFICATION

NO: 08920E20163R1M

This Is To Certify That The Environmental Management System Of

NINGBO RIECHE MACHINERY CO.,LTD

Langxia Village, Langxia street,Yuyao, Ningbo, Zhejiang, China
Unified Social Credit Code: 91330281567012010G Post Code: 315480

Environmental Management System Complies With:

GB/T24001-2016/ISO14001:2015 Standard

Scope:

The Related Deep groove ball bearing production and Related Environmental Management Activities Of The Sites Involved

Date of issue: 2020-2-26 Expiry date: 2022-12-29

Holding this certificate organizations receive annual surveillance audits qualified, And administrative license valid state regulations

Approval of the first surveillance audit	Approval of the second surveillance audit	Approval of the third surveillance audit
Zhongshui Brilliant Certification Co.,Ltd.	Zhongshui Brilliant Certification Co.,Ltd.	Zhongshui Brilliant Certification Co.,Ltd.

北京中水卓越认证有限公司 证书专用章

Zhipeng Chen

Representative of The Company

IAF MEMBER OF MULTILATERAL RECOGNITION ARRANGEMENT

CNAS

中国认可
国际互认
管理体系
MANAGEMENT SYSTEM
CNAS C089-M

The Certificate Information Can Be Inquired At http://www.cnca.gov.cn Or http://www.zsbc.net
Tel:010-82272603 Add:Room 7001-7004 Block B Tiancheng Technology Building Of No.2 Xinfeng Street Dewai Avenue Xicheng District Beijing

PRODUCT CONTENTS

产品目录

重型提升推拉门 600KG Heavy-duty lift and slide door hardware parts for 600KG	01–02
重型提升推拉门 400KG Heavy-duty lift and slide door hardware parts for 400KG	03–04
提升推拉门 暗装 Lift and slide door , Sash locking point	05–06
提升推拉门 明装 Lift and slide door , Frame locking point	07–08
提升推拉门 150KG Lift and slide door hardware parts for 150KG	09–10
提升推拉门 窄边框系统 Lift and slide door hardware parts – Narrow profile system	11–12
下悬侧滑推拉门 Bottom-hung parallel slide door system	13–14
推拉密封门 Sealed sliding door system	15–16
窄边框推拉门 Sliding system for narrow profile	17–18
重型推拉门 22宽U型槽口 Heavy-duty slide door hardware parts for width 22, Unotch	19–20
推拉门 16宽U型槽口 Slide door hardware parts for width 16, U notch	21–22
滑轮组 Rollers	23–32
双向阻尼器上承重推拉门 Double directions damper for upper loading sliding door	33–34
平开门 Vertical hinged door	35–36
不锈钢折叠门 Stainess steel folding door system	37–38
轻型折叠门 Light folding door system	39–40
无边框折叠门 Frameless folding door system	41–42
提升推拉窗 Lift and slide window	43–44
推拉密封窗 Sealed sliding window	45–46
简易推拉密封窗 Simply sealing window	47–48
隐藏铰链内平开下悬窗 90° 开启 Hidden hinged ,inside openning ,hopper window, open 90 degree	49–50
隐藏铰链内平开下悬窗 180° 开启 Hidden hinged ,inside openning ,hopper window, open 180 degree	51–52
合页内平开下悬窗 Inside openning, Hinged hopper window	53–54
外开窗 Out swinging window	55–56
滑撑系列 Friction series	57–62
提升推拉五金配件 Lift sliding door hardware fittings	63–64

重型提升推拉门 600KG
Heavy-Duty Lift And Slide Door Hardware Parts For 600KG

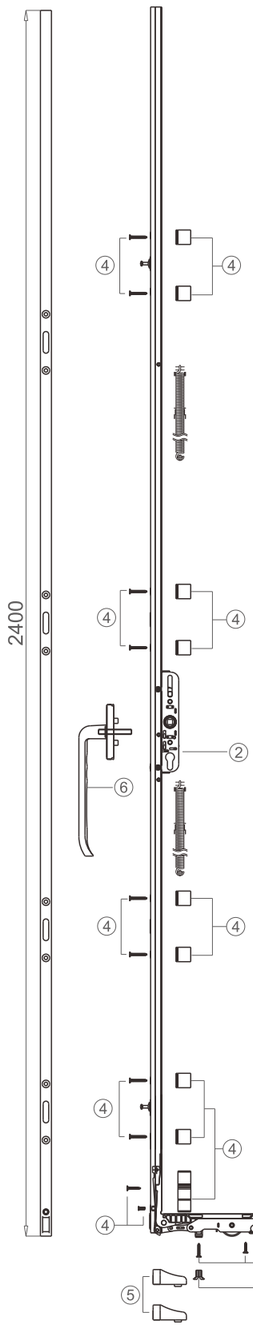

配置表600KG暗装（双弹簧+二组中滑轮+一组中滑轮）
Configuration Table

序号/No.	名称/Description	规格编号/Part No.	数量/Quantity	备注/Note
1	提升推拉滑轮组/Roller	A-502.010	1 PCS	300KGOptional
2	传动器/Lock	B-502.010	1 PCS	2400mmOptional
3	滑轮连接杆/Roller Link Rail	C-502.010	4 PCS	900mmOptional
4	配件包/Kit	D-502.010	1 PCS	标配Optional
5	撞头/Stopper	E-502.010	2 PCS	选配Optional
6	执手/Handle	F-502.010	1 PCS	选配Optional
7	中间滑轮组/Middle Roller	G-502.010	2 PCS	200KGOptional
8	中间滑轮组/Middle Roller	E-502.010	1 PCS	50KGOptional

型材节点
Profile Node

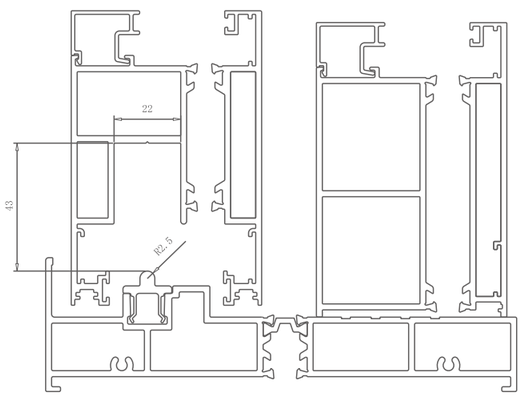

门扇配置方案
Allocation Plan

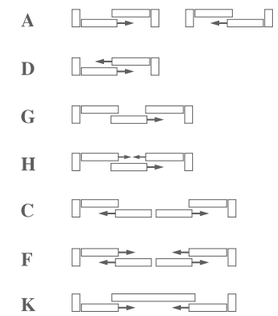

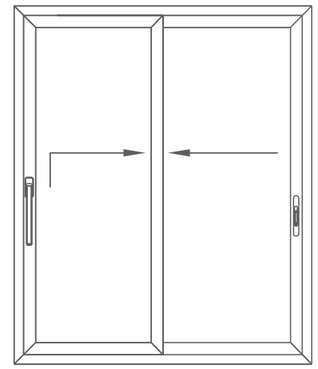

五金配置说明
Hardware Configuration Details

* 提升推拉门系统延续了推拉门的实用性，有效的解决了推拉门的密封性，在开启时活动扇的占据空间小，开启面积大，并且活动扇能在任意位置锁闭，提高安全性能；
* 五金件超大承重，满足大洞口尺寸位置，广泛适用于阳台门、阳光房、隔断门等等；
* 滑轮选用优质自润滑塑料，采用特种注塑加工工艺包塑，并对外圆面进行车加工，保证外面面光洁，减小滑轮摩擦阻力。使滑轮组运行过程中静音平稳；
* 轴承根据滑轮承重结构特殊设计，使塑料与轴承牢固结合，提高塑料承重性能，使滑轮具有高承重性能和长寿命使用性能；
* 传动组提升装置采用双弹簧助力，减小执手提升过程中的操作力，同时抵消门扇下降过程中门扇自重惯性，使得门扇平稳下降，提高门窗启闭操作的舒适性。
* 600KG提升推拉门滑轮组配置采用前后滑轮组+双辅助滑轮组+柔性滑轮组。保证滑轮组中每个滑轮均匀受力，提高配置整体承重性能。

* The lift and sliding door system continues the practicality of sliding door, effectively solve the sealing of sliding door, when opened, the occupied space of the active fan is small, the opening area is large, and the active fan can be locked at any position, improve safety performance.
* Heavy-duty hardware parts , meet the size of the hole position, widely used in balcony doors, sun rooms, partition doors and so on.
* The roller is made of high quality self-lubricating plastic material , by special injection molding process, and the outer round surface is machined to ensure smooth outer round surface and reduce friction resistance of the roller .Make the rollermuch more smooth and quiet during operation.
* We produce ball bearings according to the special design of roller and bearing structure, the plastic and bearing firmly combined, improve the bearing performance of plastic, so that the roller has high bearing performance and long lifetime performance.
* Using double spring power in our lock to reduce the operating Lift and slide force of the handle, and offset the inertia of the sash weight in the process of descent, making the door descend smoothly and improving the comfort of the door opening and closing.
* 600 KGS lift and sliding door system configuration adopts front and rear rollers + two middle rollers + flexible rollers. Ensure that each roller in uniform force, improve the configuration of the whole set of loading performance.

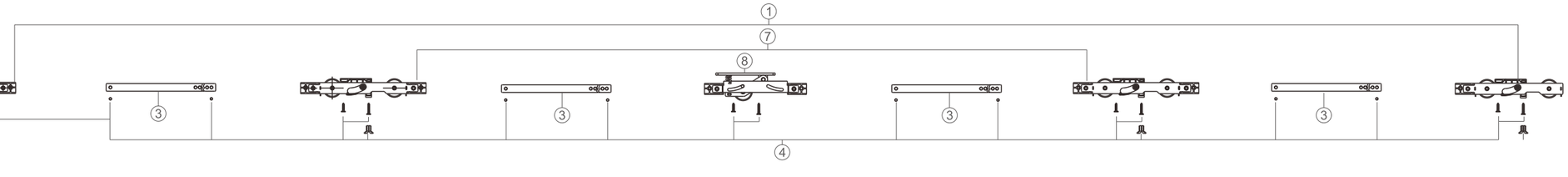

重型提升推拉门 400KG
Heavy-Duty Lift And Slide Door Hardware Parts For 400KG

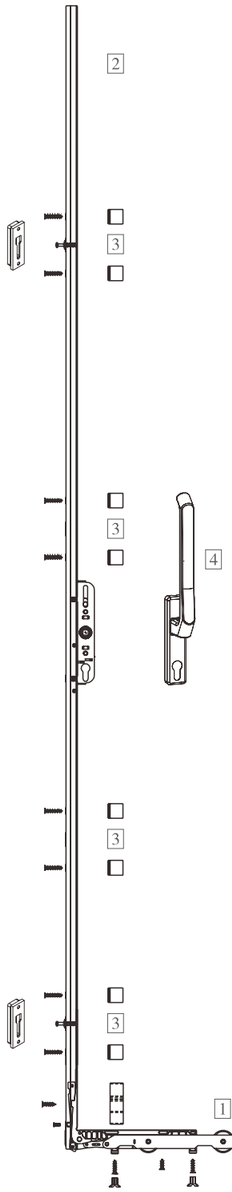

配置表
Configuration Table

序号/No.	名称/Description	规格编号/Part No.	数量/Quantity	备注/Note
1	滑轮组Roller	502.010-10	1	
2	传动器Lock	502.011-20	1	
3	配件包Kit	502.011-50	1	
4	门执手Handle	502.010-60	1	
5	缓冲撞头Stopper	502.010-15	1	选配Choose Accessories
6	中滑轮组Middle Roller	502.016-10	2	

型材节点
Profile Node

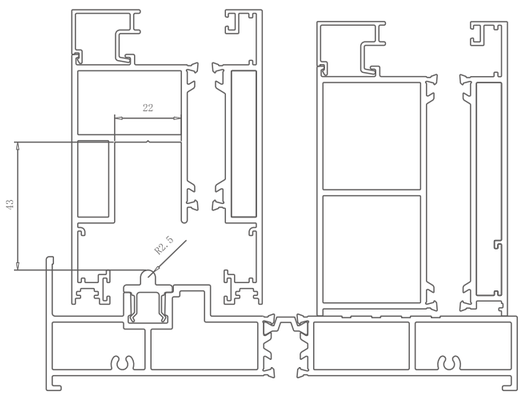

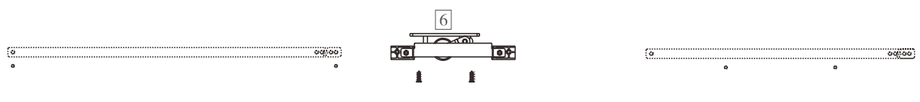

门扇配置方案
Allocation Plan

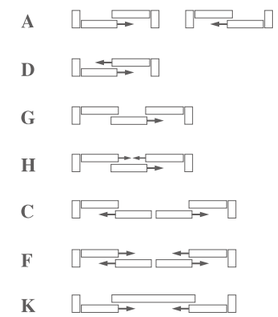

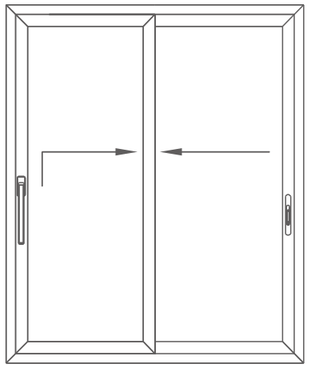

五金配置说明
Hardware Configuration Details

* 提升推拉门系统延续了推拉门的实用性，有效的解决了推拉门的密封性，在开启时活动扇的占据空间小，开启面积大，并且活动扇能在任意位置锁闭，提高安全性能；
* 五金件超大承重，满足大洞口尺寸位置，广泛适用于阳台门、阳光房、隔断门等等；
* 滑轮选用优质自润滑塑料，采用特种注塑加工工艺包塑，并对外圆面进行车加工，保证外面面光洁，减小滑轮摩擦阻力。使滑轮组运行过程中静音平稳；
* 轴承根据滑轮承重结构特殊设计，使塑料与轴承牢固结合，提高塑料承重性能，使滑轮具有高承重性能和长寿命使用性能；
* 传动组提升装置采用双弹簧助力，减小执手提升过程中的操作力，同时抵消门扇下降过程中门扇自重惯性，使得门扇平稳下降，提高门窗启闭操作的舒适性。
* 400KG提升推拉门滑轮组配置采用前后滑轮组+双辅助滑轮组+柔性滑轮组。保证滑轮组中每个滑轮均匀受力，提高配置整体承重性能。

* The lift and sliding door system continues the practicality of sliding door, effectively solve the sealing of sliding door, when opened, the occupied space of the active fan is small, the opening area is large, and the active fan can be locked at any position, improve safety performance.
* Heavy-duty hardware parts , meet the size of the hole position, widely used in balcony doors, sun rooms, partition doors and so on.
* The roller is made of high quality self-lubricating plastic material , by special injection molding process, and the outer round surface is machined to ensure smooth outer round surface and reduce friction resistance of the roller .Make the rollermuch more smooth and quiet during operation.
* We produce ball bearings according to the special design of roller and bearing structure, the plastic and bearing firmly combined, improve the bearing performance of plastic, so that the roller has high bearing performance and long lifetime performance.
* Using double spring power in our lock to reduce the operating Lift and slide force of the handle, and offset the inertia of the sash weight in the process of descent, making the door descend smoothly and improving the comfort of the door opening and closing.
* 400 KGS lift and sliding door system configuration adopts front and rear rollers + two middle rollers + flexible rollers. Ensure that each roller in uniform force, improve the configuration of the whole set of loading performance.



提升推拉门 暗装
Lift And Slide Door， Sash Locking Point

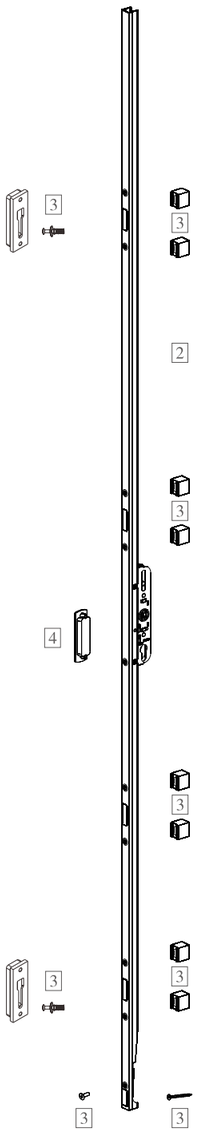

配置表
Configuration Table

序号/No.	名称/Description	规格编号/Part No.	数量/Quantity	备注/Note
1	滑轮组Roller	502.010-10	1	
2	传动器Lock	502.011-20	1	锁盒方孔高度1005 The height of lock hole is 1005mm
3	配件包Kit	502.011-50	1	
4	门执手Handle	502.010-60	1	
5	缓冲撞头Stopper	502.010-15	1	选配Choose Accessories

型材节点
Profile Node

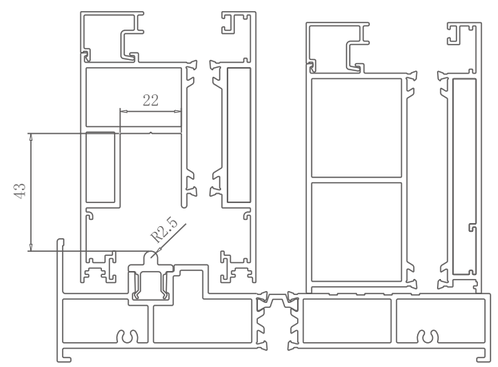

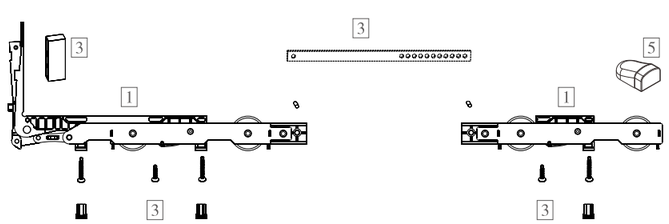

门扇配置方案
Allocation Plan

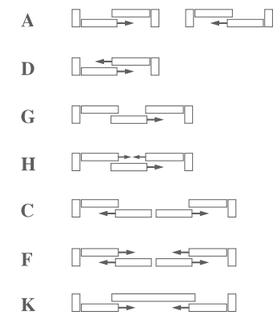

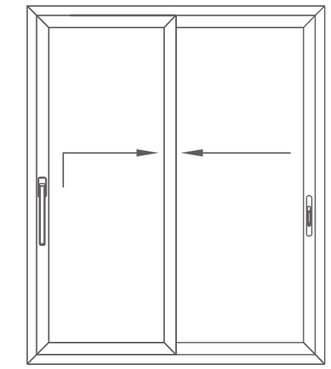

五金配置说明
Hardware Configuration Details

* 提升推拉门系统延续了推拉门的实用性，有效的解决了推拉门的密封性，在开启时活动扇的占据空间小，开启面积大，并且活动扇能在任意位置锁闭，提高安全性能；
* 五金件超大承重，满足大洞口尺寸位置，广泛适用于阳台门、阳光房、隔断门等等；
* 滑轮选用优质自润滑塑料，采用特种注塑加工工艺包塑，并对外圆面进行车加工，保证外面面光洁，减小滑轮摩擦阻力。使滑轮组运行过程中静音平稳；
* 轴承根据滑轮承重结构特殊设计，使塑料与轴承牢固结合，提高塑料承重性能，使滑轮具有高承重性能和长寿命使用性能；
* 传动组提升装置采用弹簧助力，减小执手提升过程中的操作力，同时抵消门扇下降过程中门扇自重惯性，使得门扇平稳下降，提高门窗启闭操作的舒适性。
* 暗装提升推拉门配置，将锁点装在活动扇宽内，有效利用槽口将锁点隐藏，提高了系统的美观性，避免门扇开启时锁点露头刮碰 。

* The lift and sliding door system continues the practicality of sliding door, effectively solve the sealing of sliding door, when opened, the occupied space of the active fan is small, the opening area is large, and the active fan can be locked at any position, improve safety performance.
* Heavy-duty hardware parts , meet the size of the hole position, widely used in balcony doors, sun rooms, partition doors and so on.
* The roller is made of high quality self-lubricating plastic material , by special injection molding process, and the outer round surface is machined to ensure smooth outer round surface and reduce friction resistance of the roller .Make the rollermuch more smooth and quiet during operation.
* We produce ball bearings according to the special design of roller and bearing structure, the plastic and bearing firmly combined, improve the bearing performance of plastic, so that the roller has high bearing performance and long lifetime performance.
* Using double spring power in our lock to reduce the operating Lift and slide force of the handle, and offset the inertia of the sash weight in the process of descent, making the door descend smoothly and improving the comfort of the door opening and closing.
* Lift and slide door， Sash locking point is installed within the sash , which effectively helps the notch to hide the lock point, improves the aesthetics of the system, and avoids the scraping of the lock point when the door is openning .

提升推拉门 明装
Lift And Slide Door， Frame Locking Point

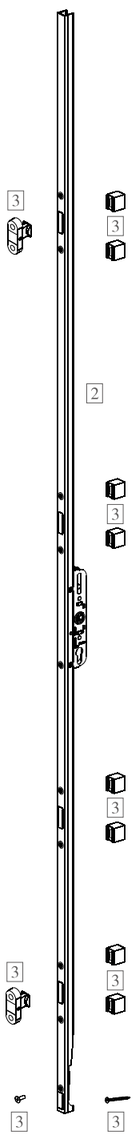

配置表
Configuration Table

序号/No.	名称/Description	规格编号/Part No.	数量/Quantity	备注/Note
1	滑轮组Roller	502.010-10	1	
2	传动器Lock	502.011-20	1	锁盒方孔高度1005 The height of lock hole is 1005mm
3	配件包Kit	502.011-50	1	
4	门执手Handle	502.010-60	1	
5	缓冲撞头Stopper	502.010-15	1	选配Choose Accessories

型材节点
Profile Node

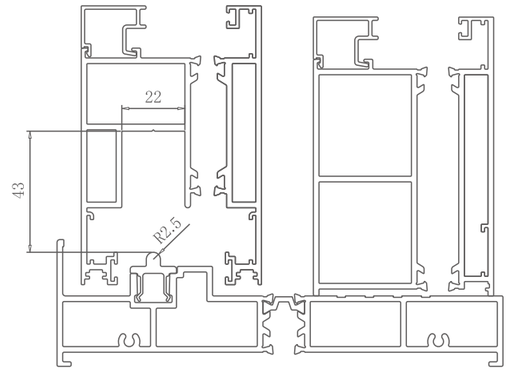

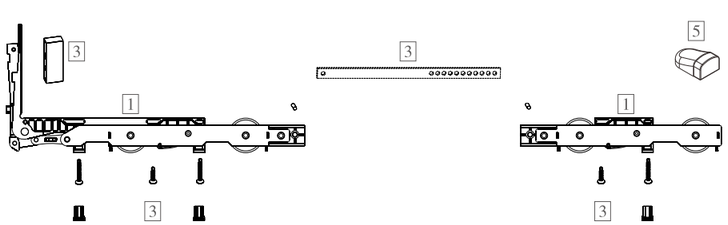

门扇配置方案
Allocation Plan

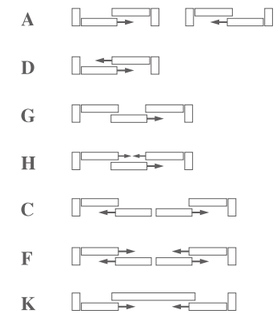

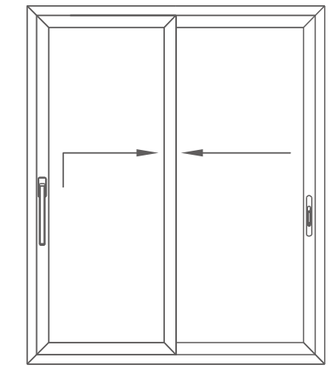

五金配置说明
Hardware Configuration Details

* 提升推拉门系统延续了推拉门的实用性，有效的解决了推拉门的密封性，在开启时活动扇的占据空间小，开启面积大，并且活动扇能在任意位置锁闭，提高安全性能；
* 五金件超大承重，满足大洞口尺寸位置，广泛适用于阳台门、阳光房、隔断门等等；
* 滑轮选用优质自润滑塑料，采用特种注塑加工工艺包塑，并对外圆面进行车加工，保证外面面光洁，减小滑轮摩擦阻力。使滑轮组运行过程中静音平稳；
* 轴承根据滑轮承重结构特殊设计，使塑料与轴承牢固结合，提高塑料承重性能，使滑轮具有高承重性能和长寿命使用性能；
* 传动组提升装置采用弹簧助力，减小执手提升过程中的操作力，同时抵消门扇下降过程中门扇自重惯性，使得门扇平稳下降，提高门窗启闭操作的舒适性。
* 明装提升推拉门配置，系统可选用不同锁点，长锁点、短锁点、微通风长短锁点，系统具有实用多样性。

* The lift and sliding door system continues the practicality of sliding door, effectively solve the sealing of sliding door, when opened, the occupied space of the active fan is small, the opening area is large, and the active fan can be locked at any position, improve safety performance.
* Heavy-duty hardware parts , meet the size of the hole position, widely used in balcony doors, sun rooms, partition doors and so on.
* The roller is made of high quality self-lubricating plastic material , by special injection molding process, and the outer round surface is machined to ensure smooth outer round surface and reduce friction resistance of the roller .Make the rollermuch more smooth and quiet during operation.
* We produce ball bearings according to the special design of roller and bearing structure, the plastic and bearing firmly combined, improve the bearing performance of plastic, so that the roller has high bearing performance and long lifetime performance.
* Using double spring power in our lock to reduce the operating Lift and slide force of the handle, and offset the inertia of the sash weight in the process of descent, making the door descend smoothly and improving the comfort of the door opening and closing.
* Lift and slide door， Frame locking point， You can choose different locking points, long locking points, short locking points, micro ventilation long and short locking points, the system has a variety of application.

提升推拉门 150KG
Lift And Slide Door Hardware Parts For 150KG

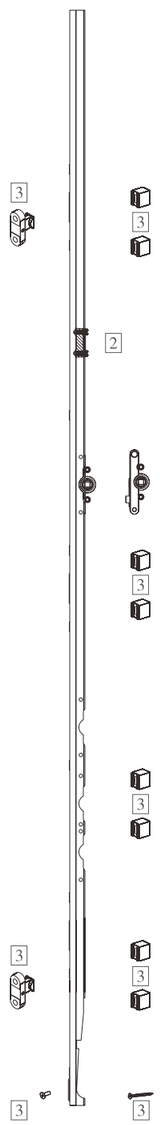

配置表
Configuration Table

序号/No.	名称/Description	规格编号/Part No.	数量/Quantity	备注/Note
1	滑轮组Roller	502.010-10	1	
2	传动器Lock	502.011-20	1	锁盒方孔高度可调 The Height Of Lock Hole Is Adjustable
3	配件包Kit	502.011-50	1	
4	门执手Handle	502.010-60	1	
5	缓冲撞头Stopper	502.010-15	1	选配Choose Accessories

型材节点
Profile Node

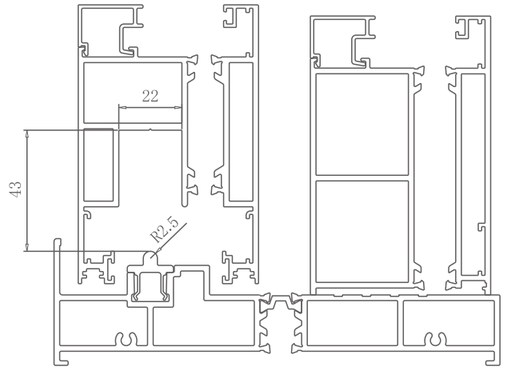

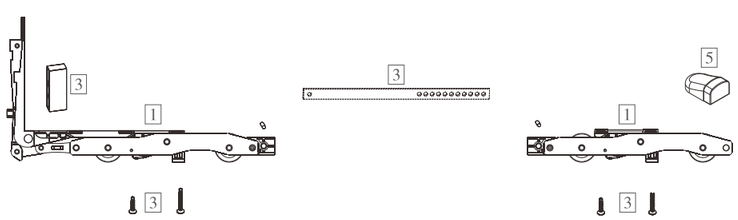

门扇配置方案
Allocation Plan

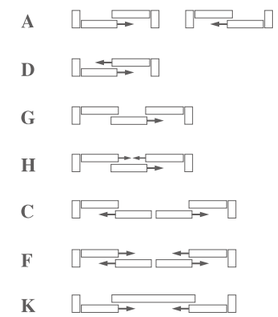

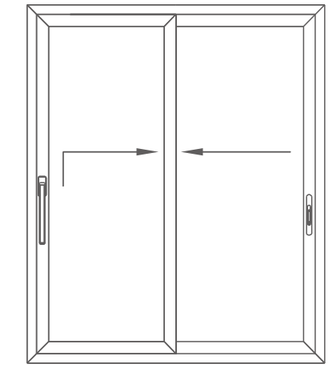

五金配置说明
Hardware Configuration Details

* 可满足门扇宽度1200mm，门扇高度2000mm的扇形；
* 承载力150kg，建议扇形比（高/宽保持在1.5：1）；
* 全套五金采用环保镀锌，盐雾测试可达240h；
* 五金配置可适用高密封，高承重，大开启门扇。满足您大面积采光，节能环保的要求。
* 高精密轴承和高强度塑料，保证门扇平稳，静音运行，给您带来舒适体验。

* Suitable for the door height of 1200mm, door height of 2000mm sash .
* capacity 150KGS, recommended sector ratio (h/W keep at 1.5:1)
* The full set of hardware adopts environmentally zinc plating, and 240H the salt spray test.
* Hardware configuration can adopt high seal, high loading, large opening door.To meet your large area lighting, energy saving and environmental protection requirements.
* High precision bearing and high strength plastic rollers ensure smooth and quiet operation of the door , bringing you a comfortable experience.

提升推拉门 窄边框系统
Lift And Slide Door Hardware Parts – Narrow Profile System



配置表
Configuration Table

序号/No.	名称/Description	规格编号/Part No.	数量/Quantity	备注/Note
1	滑轮组Roller	502.010-A015	1	
2	传动器Lock	502.010-A016	1	
3	配件包Kit	502.010-A017	1	
4	门执手Handle	502.010-60	1	
5	缓冲撞头Stopper	502.010-15	1	选配Choose Accessories

型材节点
Profile Node

门扇配置方案
Allocation Plan

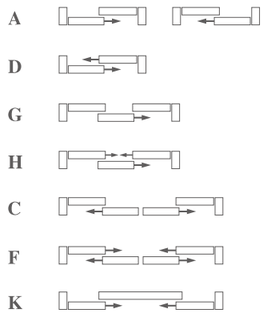

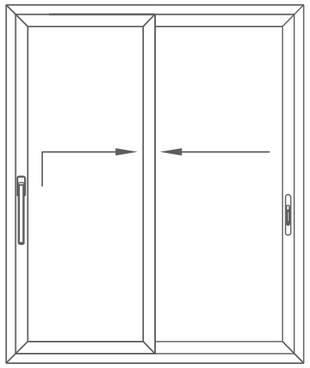

五金配置说明
Hardware Configuration Details

* 在传统提升推拉门的优点基础上优化了五金系统，最窄可适应56mm，采用45° 连接的扇料，提高整系统可视面积，增加采光率，外形更美观大方。

* Improved based on traditional lift-sliding system Suitable for profile width: 56mm min 45° connection, Max the vision area Max the daylight in Lean-simple and beatiful

下悬侧滑推拉门
Bottom-Hung Parallel Slide System

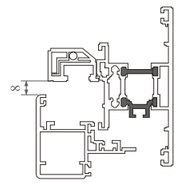

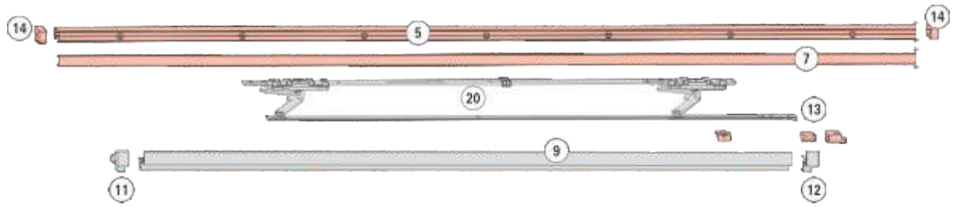

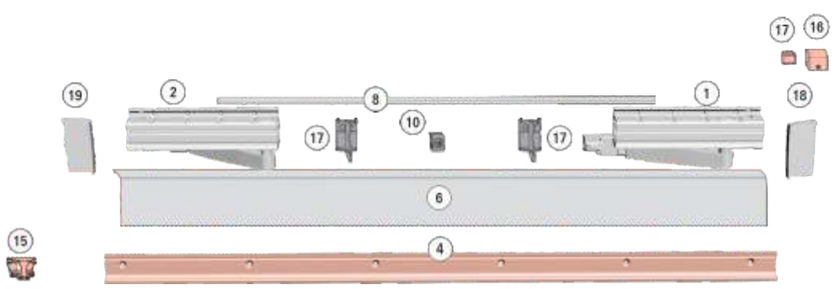

下悬平移推拉五金配置表
BOM LIST- Bottom-hung parallel slide system

序号/No.	名称/Description	编号/Part No.	数量/Quantity	描述/Remark
1	主动轮R/Active Roller -R	M52886-100	1	M52886-300(L)
2	从动轮R/Driven Roller-R	M52886-200	1	M52886-400(L)
3	螺丝/Fixing Screw	ST4.8*50	8	无图/No Drawing
4	下滑轨/Sliding Rail	M52886-901	1	
5	上导轨/Upper Rail	M52886-902	1	
6	下滑轨挡板/Stopper- Sliding Rail	M52886-903	1	
7	上导轨挡板/Stopper- Upper Rail	M52886-904	1	
8	滑轮连接杆/Roller Link Rail	M52886-905	1	根据扇宽配置/ Depend On Sash Width
9	扇搭接边轨道/Connection Rail- Sash Side	M52886-906	1	
10	滑轮连接杆支架/Support Of Roller Link Rail	M52886-907	1	根据扇宽配置/ Depend On Sash Width
11	搭接边轨盖右/Right Cap For Side Connection Profile	M52886-908	1	
12	搭接边轨盖左/Left Cap For Side Connection Profile	M52886-909	1	
13	上导轨限位块/Stopper In Upper Rail	M52886-910	1	
14	上导轨盖/Cap For Upper Rail	M52886-911	2	
15	下导轨收位器/Retractor In Sliding Rail	M52886-912	1	
16	下滑轨限位器/Stopper In Sliding Rail	M52886-913	1	带减震头/ With Soft-Closing
17	下滑轨盖板支架/Support For Cap Of Sliding Rail	M52886-914	2	
18	扇下边护盖右/Right Cap Under Sash	M52886-915	1	
19	扇下边护盖左/Left Cap Under Sash	M52886-916	1	
20	上拉杆/Up Tie Rod	M52886-917	1	

五金配置说明
Hardware Configuration Details

* 模块化的推拉系统适合各种型材
* 通用化中间锁闭系统
* 通用化执手
* 通用标准铝合金产品
* 开启方式与平开下悬相似

* Fit for all profile: Modular configuration
* Generalized lock-up system in the middle
* Generalized Handle
* Gernralized hardware for all aluminium profiles
* Open mode similar with swing casement door and window

推拉密封门
Sealed Sliding Door System

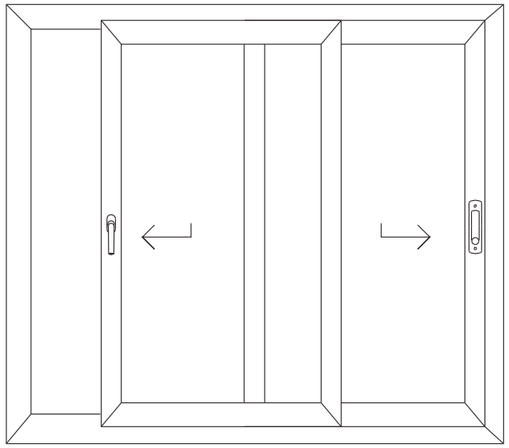

门扇配置方案
Allocation Plan

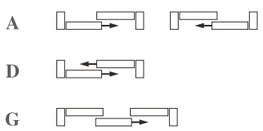

推拉密封门单门配置表
BOM LIST– Sealed Sliding System

序号/No.	名称/Description	规格编号/Part No.	数量/Quantity	备注/Note
1	滑轮组Roller Kits	PYMFL01	2 sets	
2	密封组Sealing Kits	PYMFL02	2 sets	
3	传动组Drive Kits	PYMFL03	2 sets	
4	传动盒Drive Gearbox	R–CD002	1 set	
5	执手Handle	R–ZS052	1 set	
6	转角器Diverter	R–ZJ001	3 sets	
7	锁点组Strikers	R–SD302	2 sets	

五金配置说明
Hardware Configuration Details

* 系统性设计整体五金，密封胶条实现四面密封；保留推拉门开启时活动扇的占据空间小，开启面积大的优势，并且活动扇能在任意位置锁闭，提高安全性能；
* 配置独立的推拉五金组件和密封五金组件，动作相互独立。
* 滑轮选用优质自润滑塑料，采用特种注塑加工工艺包塑，并对外圆面进行车加工，保证外面面光洁，减小滑轮摩擦阻力。使滑轮组运行过程中静音平稳；
* 轴承根据滑轮承重结构特殊设计，使塑料与轴承牢固结合，改变钢球接触形式，增加轴承轴向承载能力，提高塑料承重性能，保证门扇推拉和密封过程中滑轮使用寿命。

* Hardwares are designed as system, well integration.
* Seal kits for all four sides of the sash. Well sealed.
* During open–close, Sliding kits are independent from sealing kits.
* Rollers are made from plastic with self lubricating. Special plastic injection process, secures good load rating and lifetime.Machined surface, minimum the sliding friction, minimum the noise during use.
* Special inner structure of bearings, big improvement in axial and radial load. This secures high load rating, long life–time, stable system.

窄边框推拉门
Sliding System For Narrow Profile

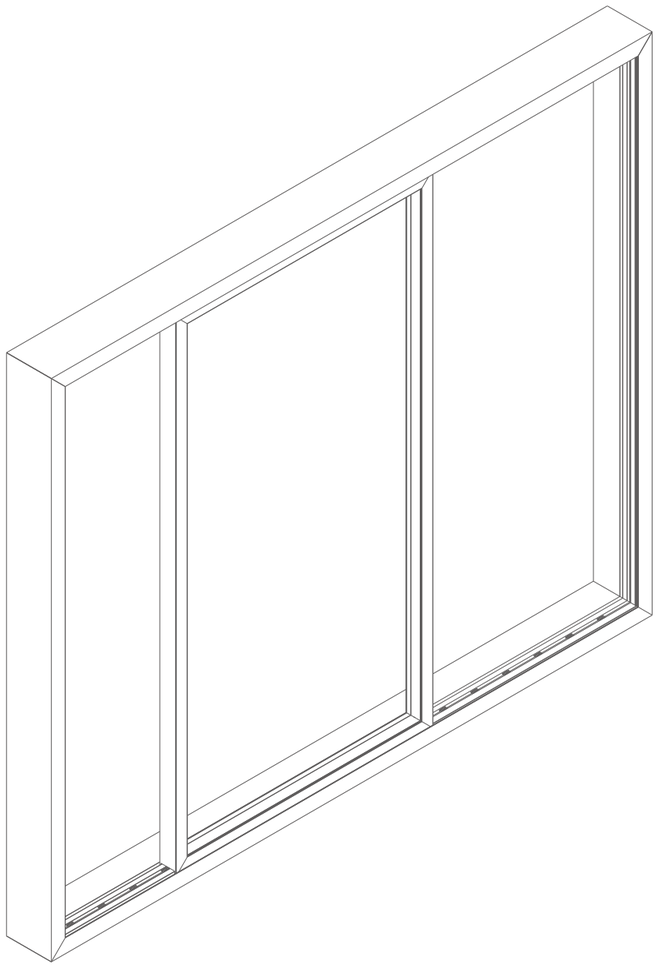

窄边框推拉门配置表
BOM LIST– Sliding System For Narrow Profile

序号/No.	名称/Description	规格编号/Part No.	数量/Quantity	备注/Note
1	执手Handle	BS201–00	1	可选配Optional
2	传动器Drive Gear	CD201–00	1	根据门扇规格选配 Depend On Sash Size
3	16宽滑轮组16mm Rollers	YM225–00	2	根据门重选用 Depend On Sash Load
4	撞头Stopper	QT240–00	2	
5	锁座Steel Sec Striker	SM202–00	4	根据锁点数适配 Depend On Striker Qty

极简风是近年来盛行的一种家居风格，极简风强调以简为美，把多余的繁冗去掉，留其最精髓部分，以其简洁的线条，淡雅的色彩给人一种明快、轻松的感觉，受到不少年轻人的喜爱。
在物质生活丰富到过剩的今天，极简风格主张节俭，避免浪费，回归自然。窄框推拉门可以表现为极简造型、极简设计、极简配置，主张极简和克制，在现代时尚中主要以线条感去展现一番简约朴素的风韵。有着视野开阔，风格简单的优点，再配以淡雅的瓷泳珍珠黑，颇受年轻人的喜欢，所以窄框型材也成为不少门窗厂家主打的产品。极简风格是一种态度，它强调剔除一切冗余感的装饰，以简单为追求，返璞归真。

配置说明
Fitting Instruction

* 高承重性能，轴承结构特殊设计，增加轴承承重性能；外环采用不锈钢SUS304车削加工；
* 高防锈性能，轴承采用密封圈形式，表面采用特殊涂层处理，滑轮外环做不锈钢外环钝化处理，保证滑轮整体的防锈性能。
* 配置专用滑轮安装销轴，预留滑轮左右间隙，在多滑轮同时使用过程中可以自平行调节，保证每个滑轮均匀受力，减轻滑轮转动阻力。

* High load rating: special inner structure of bearing.
* High performance in anti–rust: outer ring outside the bearing is from SUS304 passivated, bearing is with special coating.
* Speicial axle and rolling fit: adjusting space is reserved. Average load to each wheel, miniumum resistance in sliding.

重型推拉门22宽U型槽口
Heavy Duty Sliding System–22mm Width, U groove.

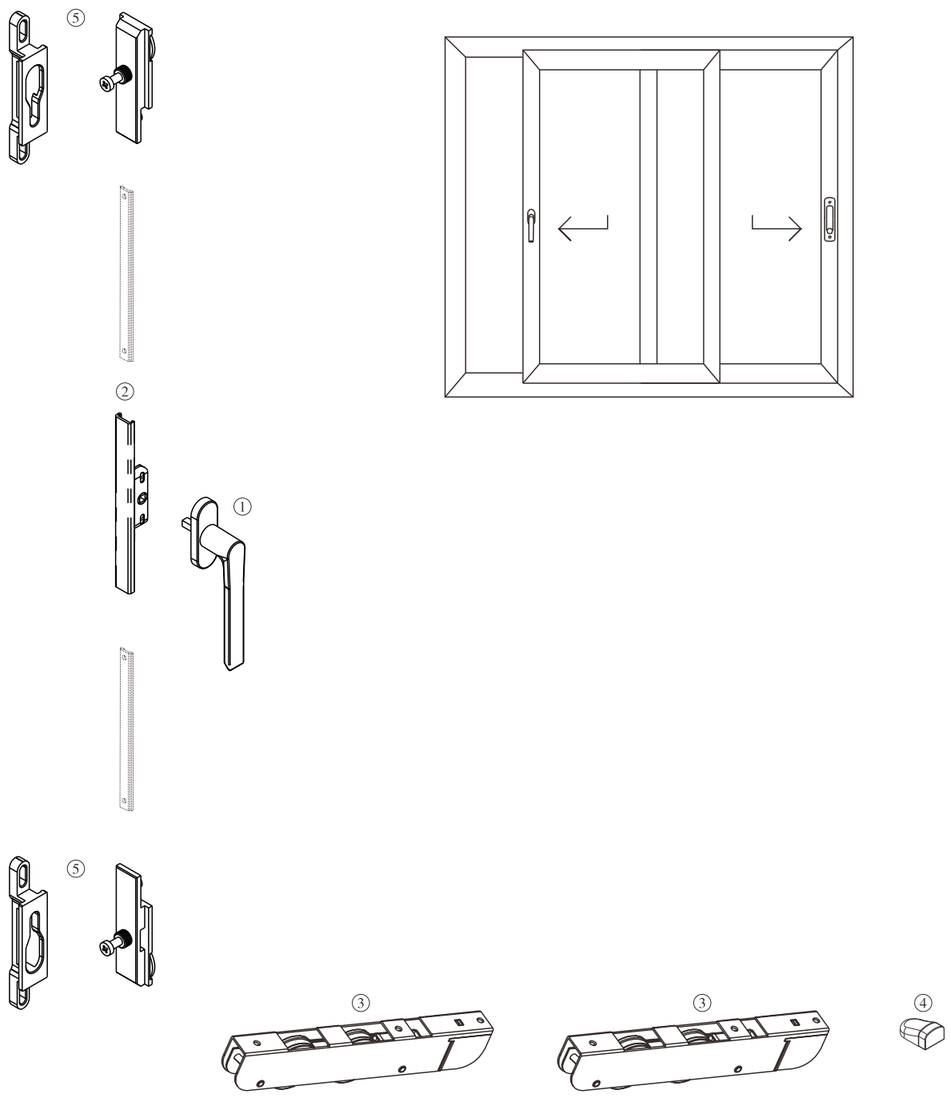

推拉五金配置表
BOM LIST– Heavy Duty Sliding System

序号/No.	名称/Description	规格编号/Part No.	数量/Quantity	备注/Note
1	执手Handle	BS201–00	1	可选配Optional
2	传动器Drive Gear	CD201–00	1	根据门扇规格选配 Depend On Sash Size
3	16宽滑轮组16mm Rollers	YM225–00	2	根据门重选用 Depend On Sash Load
4	撞头Stopper	QT240–00	2	
5	锁座Steel Sec Striker	SM202–00	4	根据锁点数适配 Depend On Striker Qty

配置说明
Fitting Instruction

* 滑轮组壳体采用环保镀锌，盐雾测试可达240H以上；
* 轴承选用GCr15轴承钢，轴承滚动接触部位采用超精加工，使得轴承静音旋转；
* 滑轮包塑采用优质塑料以及良好的注塑加工工艺，保证包塑内部均匀，使得包塑强度增大，具有更好的承重性能；
* 滑轮外圆与轨道接触面采用精密车加工，严格控制滑轮的旋转精度和表面粗糙度，使得滑轮静音平稳运行；
* 特殊设计滑轮组宽度22mm和高度43mm；通用提升推拉型材槽口；

* High load rating: special inner structure of bearing.High performance in anti–rust: meet Neutral salt spray test 240H and above.
* EMQ bearing, silent, no noise in moving.
* Plastic injection process good. Plastic structure is average. Better performance in load rating and life–time than normal hardware.
* Machined surface, roughness, roundness, tilting is well controled. This secures stable loaded, no noise in move, long life.
* Roller width is 22mm and 43mm. Generalized for profile of lift–sliding system.

推拉门16宽U型槽口
Heave Duty Sliding System–16mm Width, U groove.

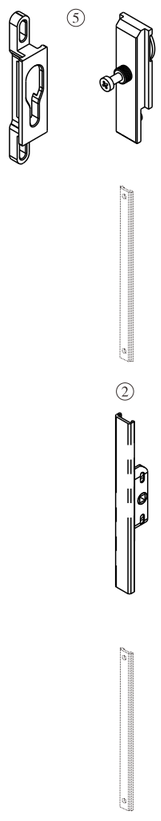

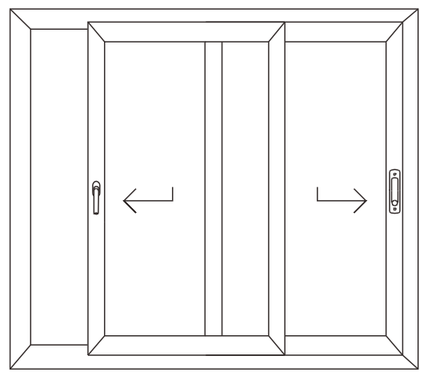

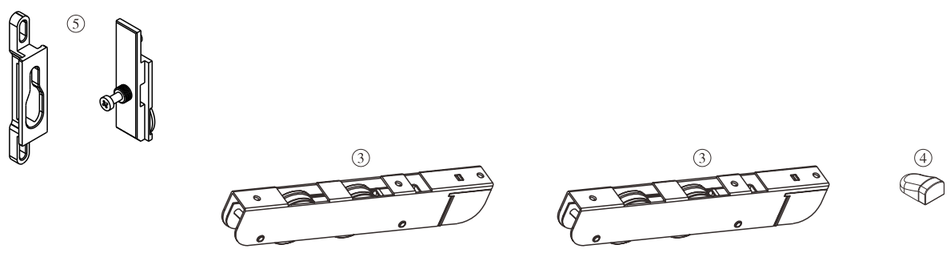

推拉五金配置表
BOM LIST– Heavy Duty Sliding System

序号/No.	名称/Description	规格编号/Part No.	数量/Quantity	备注/Note
1	执手Handle	BS201–00	1	可选配Optional
2	传动器Drive Gear	CD201–00	1	根据门扇规格选配 Depend On Sash Size
3	16宽滑轮组16mm Rollers	YM225–00	2	根据门重选用 Depend On Sash Load
4	撞头Stopper	QT240–00	2	
5	锁座Steel Sec Striker	SM202–00	4	根据锁点数适配 Depend On Striker Qty

配置说明
Fitting Instruction

* 滑轮组壳体采用环保镀锌，盐雾测试可达240H以上；
* 轴承选用GCr15轴承钢，轴承滚动接触部位采用超精加工，使得轴承静音旋转；
* 滑轮包塑采用优质塑料以及良好的注塑加工工艺，保证包塑内部均匀，使得包塑强度增大，具有更好的承重性能；
* 滑轮外圆与轨道接触面采用精密车加工，严格控制滑轮的旋转精度和表面粗糙度，使得滑轮静音平稳运行；

* High load rating: special inner structure of bearing.High performance in anti–rust: meet Neutral salt spray test 240H and above.
* EMQ bearing, silent, no noise in moving.
* Plastic injection process good. Plastic structure is average. Better performance in load rating and life–time than normal hardware.
* Machined surface, roughness, roundness, tilting is well controled. This secures stable loaded, no noise in move, long life.

滑轮组
Rollers

双滑轮组
产品编码：YM-301
产品材质：不锈钢304
适用范围：推拉门/推拉窗
承重：80KG/2组

Double Roller
P/N：YM-301
MTL：SUS304
Application：Sliding door and window
Load：80KG max/ 2 rollers

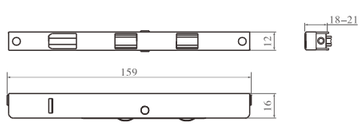

双滑轮组
产品编码：YM-220
产品材质：不锈钢304
适用范围：推拉门/推拉窗
承重：120KG/2组

Double Roller
P/N：YM-220
MTL：SUS304
Application：Sliding door and window
Load：120KG max/ 2 rollers

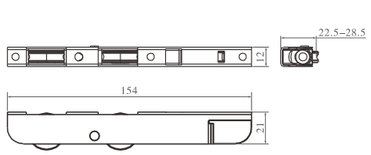

双滑轮组
产品编码：M5749A
产品材质：不锈钢304
适用范围：推拉门/推拉窗
承重：100KG/2组

Double Roller
P/N：M5749A
MTL：SUS304
Application：Sliding door and window
Load：100KG max/ 2 rollers

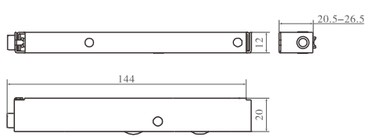

双滑轮组
产品编码：509.500.054
产品材质：不锈钢304/PA66
适用范围：各式铝框门和塑钢门
承重：80KG/2组

Double Roller
P/N：509.500.054
MTL：SUS304/PA66
Application：All kinds of aluminiun plastic doors
Load：80KG max/ 2 rollers

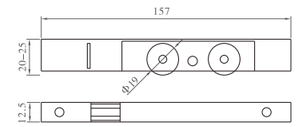

双滑轮组
产品编码：YM-222
产品材质：不锈钢304
适用范围：推拉门/推拉窗
承重：120KG/2组

Double Roller
P/N：YM-222
MTL：SUS304
Application：Sliding door and window
Load：120KG max/ 2 rollers

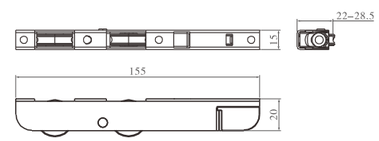

双滑轮组
产品编码：YM-223
产品材质：不锈钢304
适用范围：推拉门/推拉窗
承重：160KG/2组

Double Roller
P/N：YM-223
MTL：SUS304
Application：Sliding door and window
Load：160KG max/ 2 rollers

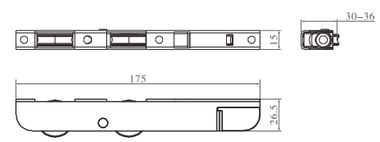

滑轮组
Rollers

双滑轮组
产品编码：M51085
产品材质：不锈钢304/碳钢镀锌/POM
适用范围：各式铝框门和塑钢门
承重：80KG/2组

Double Roller
P/N：M51085
MTL：SUS304/SPCC/POM
Application：All kinds of aluminiun plastic doors
Load：80KG max/ 2 rollers

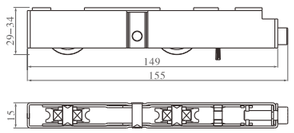

双滑轮组
产品编码：YM–225
产品材质：不锈钢304
适用范围：推拉门/推拉窗
承重：160KG/2组

Double Roller
P/N：YM–225
MTL：SUS304
Application：Sliding door and window
Load：160KG max/ 2 rollers

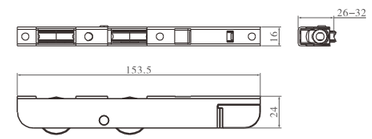

四滑轮组
产品编码：YM–224
产品材质：不锈钢304
适用范围：推拉门/推拉窗
承重：240KG/2组

Four Roller
P/N：YM–224
MTL：SUS304
Application：Sliding door and window
Load：240KG max/ 2 rollers

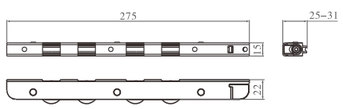

双滑轮组
产品编码：YM–226
产品材质：不锈钢304
适用范围：推拉门/推拉窗
承重：200KG/2组

Double Roller
P/N：YM–226
MTL：SUS304
Application：Sliding door and window
Load：200KG max/ 2 rollers

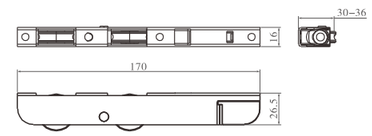

双滑轮组
产品编码：M52802
产品材质：不锈钢304
适用范围：推拉门/推拉窗
承重：200KG/2组

Double Roller
P/N：M52802
MTL：SUS304
Application：Sliding door and window
Load：200KG max/ 2 rollers

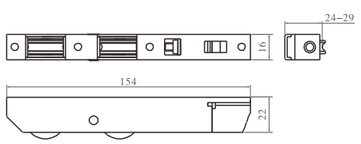

双滑轮组
产品编码：M52709
产品材质：不锈钢304/POM
适用范围：各式铝框门和塑钢门
承重：80KG/2组

Double Roller
P/N：M52709
MTL：SUS304/POM
Application：All kinds of aluminiun plastic doors
Load：80KG max/ 2 rollers

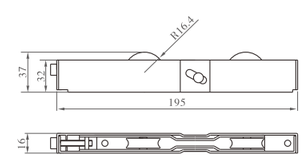

滑轮组
Rollers

四滑轮组
产品编码：M51086
产品材质：不锈钢304
适用范围：推拉门/推拉窗
承重：200KG/2组

Four Roller
P/N：M51086
MTL：SUS304
Application：Sliding door and window
Load：200KG max/ 2 rollers

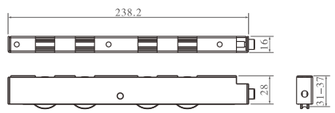

双滑轮组
产品编码：M2243300
产品材质：不锈钢304
适用范围：推拉门/推拉窗
承重：300KG/2组

Double Roller
P/N：M2243300
MTL：SUS304
Application：Sliding door and window
Load：300KG max/ 2 rollers

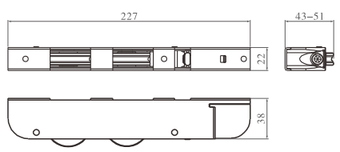

四滑轮组
产品编码：M2243500
产品材质：不锈钢304
适用范围：推拉门/推拉窗
承重：400KG/2组

Four Roller
P/N：M2243500
MTL：SUS304
Application：Sliding door and window
Load：400KG max/ 2 rollers

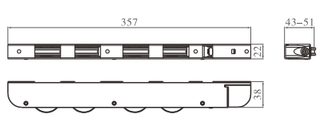

双滑轮组
产品编码：502.125
产品材质：PA66/锌
适用范围：各式铝框门和塑钢门
承重：60KG/2组

Double Roller
P/N：502.125
MTL：PA66/SPCC
Application：All kinds of aluminiun plastic doors
Load：60KG max/ 2 rollers

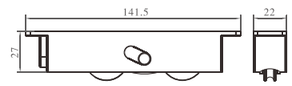

双滑轮组
产品编码：502.216
产品材质：PA66/锌
适用范围：各式铝框门和塑钢门
承重：60KG/2组

Double Roller
P/N：502.216
MTL：PA66/SPCC
Application：All kinds of aluminiun plastic doors
Load：60KG max/ 2 rollers

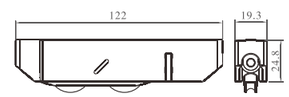

双滑轮组
产品编码：509.500.058
产品材质：不锈钢304/碳钢镀锌/45#
适用范围：各式铝框门和塑钢门
承重：150KG/2组

Double Roller
P/N：509.500.058
MTL：SUS304/SPCC/PU
Application：All kinds of aluminiun plastic doors
Load：150KG max/ 2 rollers

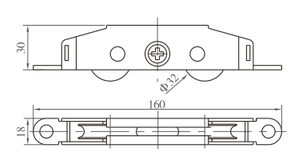

滑轮组
Rollers

双滑轮组
产品编码：509.500.059
产品材质：碳钢镀锌/45#
适用范围：各式铝框门和塑钢门
承重：150KG/2组

Double Roller
P/N：509.500.059
MTL：SPCC/PU
Application：All kinds of aluminiun plastic doors
Load：150KG max/ 2 rollers

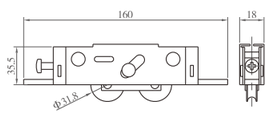

上导轮
产品编码：509.600.002
产品材质：碳钢镀锌/PU
适用范围：各式铝框门和塑钢门
承重：

Upper Guide Roller
P/N：509.600.002
MTL：SPCC/PU
Application：All kinds of aluminiun plastic doors
Load：

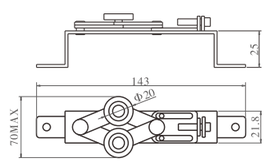

上导轮
产品编码：M51087
产品材质：碳钢镀锌/PU
适用范围：各式铝框门和塑钢门
承重：

Upper Guide Roller
P/N：M51087
MTL：SPCC/PU
Application：All kinds of aluminiun plastic doors
Load：

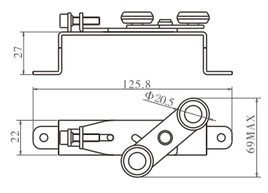

双滑轮组
产品编码：M51513
产品材质：不锈钢304/碳钢镀锌/POM
适用范围：各式铝框门和塑钢门
承重：80KG/2组

Double Roller
P/N：M51513
MTL：SUS304/SPCC/POM
Application：All kinds of aluminiun plastic doors
Load：80KG max/ 2 rollers

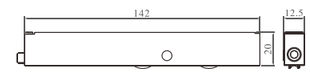

双滑轮组
产品编码：502.765
产品材质：碳钢镀锌/POM
适用范围：各式铝框门和塑钢门
承重：80KG/2组

Double Roller
P/N：502.765
MTL：SPCC/POM
Application：All kinds of aluminiun plastic doors
Load：80KG max/ 2 rollers

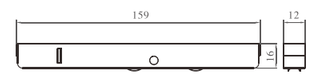

双滑轮组
产品编码：M51063
产品材质：Zinc Alloy/PA66
适用范围：各式铝框门和塑钢门
承重：60KG/2组

Double Roller
P/N：M51063
MTL：Zinc Alloy/PA66
Application：All kinds of aluminiun plastic doors
Load：60KG max/ 2 rollers

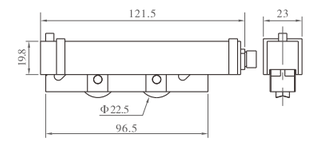

滑轮组
Rollers

双滑轮组
产品编码：M50617
产品材质：碳钢镀锌/POM
适用范围：各式铝框门和塑钢门
承重：30KG/2组

Double Roller
P/N：M50617
MTL：SPCC/PU
Application：All kinds of aluminiun plastic doors
Load：30KG max/ 2 rollers

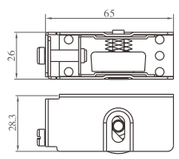

双滑轮组
产品编码：M50618
产品材质：碳钢镀锌/POM
适用范围：各式铝框门和塑钢门
承重：50KG/2组

Double Roller
P/N：M50618
MTL：SPCC/PU
Application：All kinds of aluminiun plastic doors
Load：50KG max/ 2 rollers

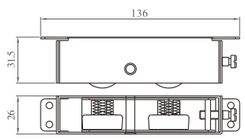

双滑轮组
产品编码：509.500.009
产品材质：碳钢镀锌/PA66
适用范围：各式铝框门和塑钢门
承重：40KG/2组

Double Roller
P/N：509.500.009
MTL：SPCC/PU
Application：All kinds of aluminiun plastic doors
Load：40KG max/ 2 rollers

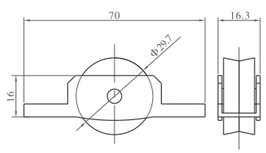

双滑轮组
产品编码：509.500.055
产品材质：不锈钢304/碳钢镀锌/45#
适用范围：各式铝框门和塑钢门
承重：150KG/2组

Double Roller
P/N：509.500.055
MTL：SUS904/SPCC/PU
Application：All kinds of aluminiun plastic doors
Load：150KG max/ 2 rollers

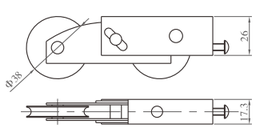

双向阻尼器上承重推拉门
Double Directions Damper For Upper Loading Sliding Door

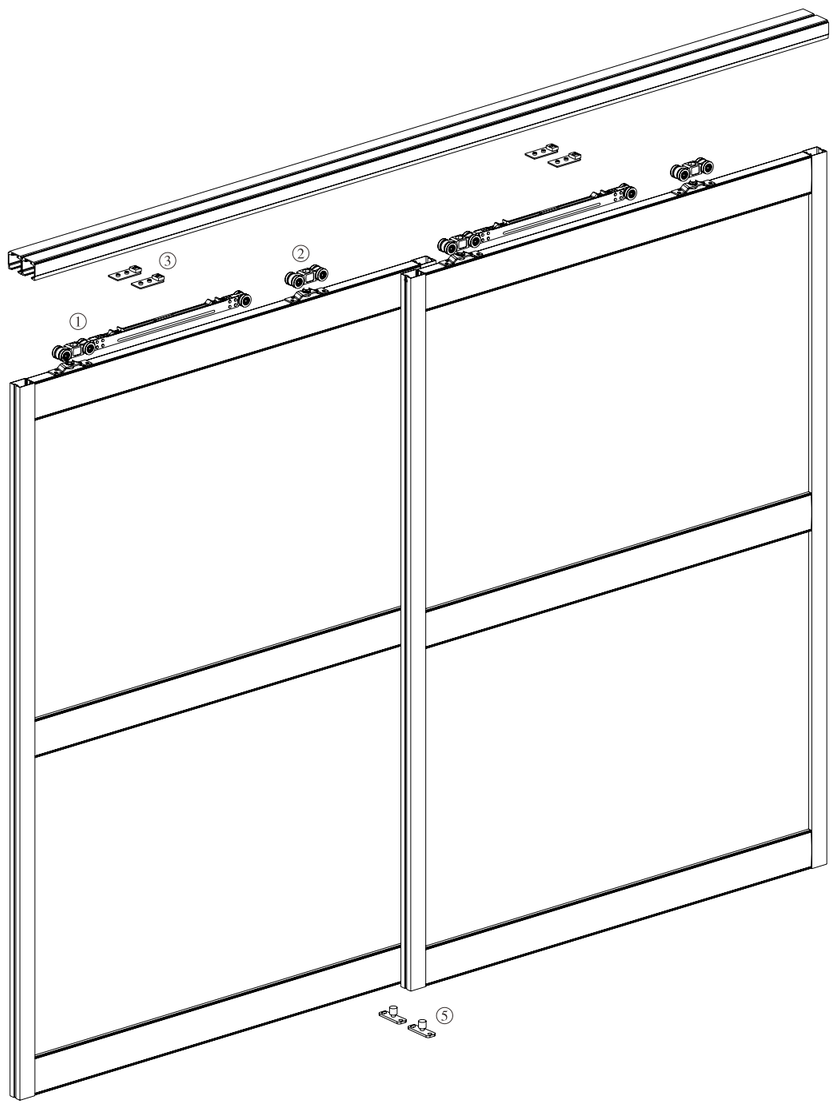

双向阻尼器上承重推拉门五金配置表
BOM LIST– Double Directions Damper For Upper Loading Sliding Door

序号/No.	名称/Description	规格编号/Part No.	数量/Quantity	备注/Note
1	阻尼前滑轮 Damped front pulley	M52772–10	1	
2	后滑轮Rear Pulley	M52772–50	1	
3	阻尼撞头Damped stopper	M52772–30	2	
4	滑轮挂板 Pulley hanging plate fittings	M52772–20	2	
5	下滑轮Slide wheel	M52772–60	1	

M52772

配置说明
Fitting Instruction

* 五金用于隔断移门，具有开启和关闭两个位置的阻尼效果，使门扇在两个位置自动回位，给生活带来舒适体验；
* 上滑轮采用凹轮结构，使得门扇运行更加平稳，减少上承重结构门扇晃动，下滑轮才有轴承包PU滑轮，减少滑动过程产生的噪音；
* Hardware is used to partition the sliding door, with damping effect of opening and closing two positions, so that the door fan automatically returns to two positions, to bring comfortable experience to life;
* The upper pulley adopts concave wheel structure to make the door fan run more smoothly and reduce the shaking of the upper bearing structure door fan. The sliding wheel only has the bearing package PU pulley to reduce the noise generated in the sliding process;

平开门
Vertical Hinged Door

配置表
Configuration Table

序号/No.	名称/Description	规格编号/Part No.	数量/Quantity	备注/Note
1	门合页 Door Hinges	R-PK210-01	2	按型材适配 Configure According To Profile
2	门锁执手 The handle of Lock	R-PK210-02	1	可选配Optional
3	锁体 Lock Body	R-PK210-03	1	可选配Optional
4	锁芯Lock	R-PK210-04	1	可选配Optional
5	锁扣板 Gusset plate	R-PK210-05	1	按型材适配 Configure According To Profile
6	连接件 Connection Parts	R-PK210-06	1	可选配Optional
7	锁扣Buckle	R-PK210-07	1	可选配Optional

配置表
Configuration Table

序号/No.	名称/Description	规格编号/Part No.	数量/Quantity	备注/Note
1	门合页 Door Hinges	R-PK210-01	2	按型材适配 Configure According To Profile
2	门锁执手 The handle of Lock	R-PK210-02	1	可选配Optional
3	锁体 Lock Body	R-PK210-03	1	可选配Optional
4	锁芯Lock	R-PK210-04	1	可选配Optional
5	锁扣板 Gusset plate	R-PK210-05	1	按型材适配 Configure According To Profile

配置说明
Fitting Instruction

* 产品可以灵活组装
* 有多种不同的规格可供选用
* 合页适用标准C槽安装
* 锁点锁座按照普通C槽选用
* 合页和锁闭组件的所有金属部件都经过防锈处理
* Products can be flexibly assembled
* There are many different sizes available
* Hinge for standard C slot installation
* Lock point lock seat is selected according to ordinary C slot
* All metal parts of hinge and lock assembly are rust-proof

不锈钢折叠门
Stainess Steel Folding Door System

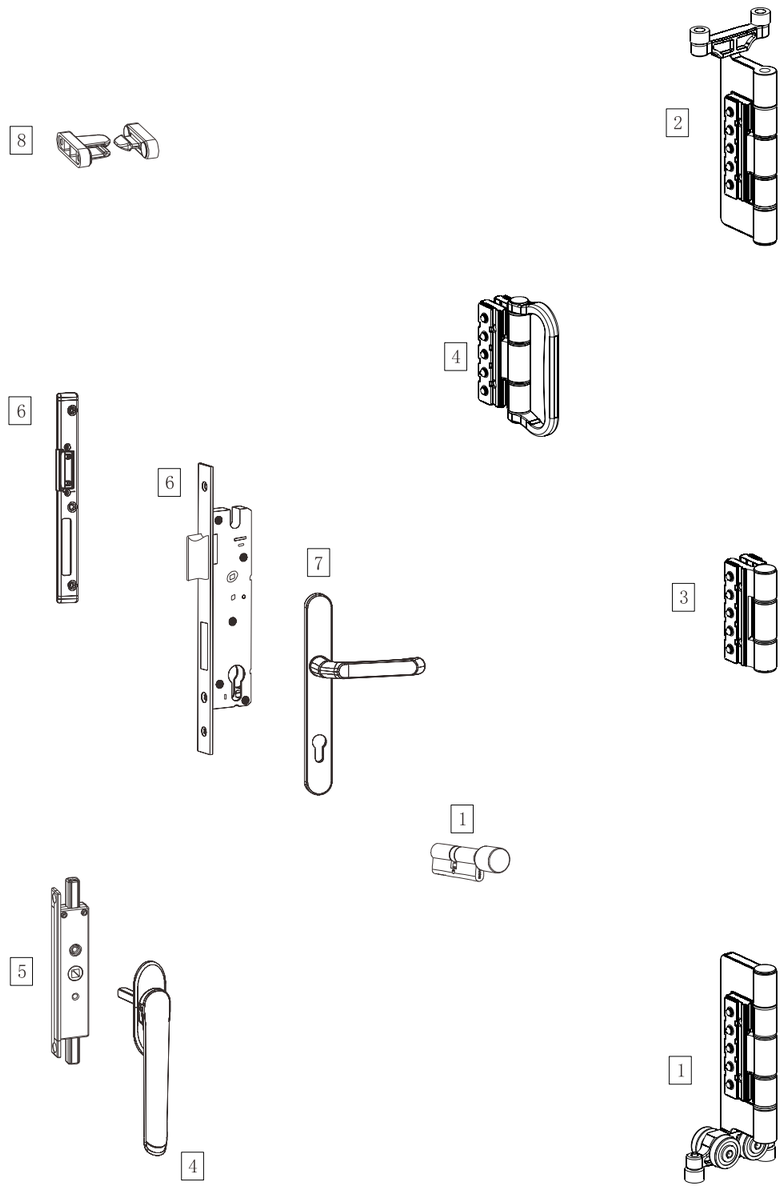

部分系统配置
Partial System Configuration

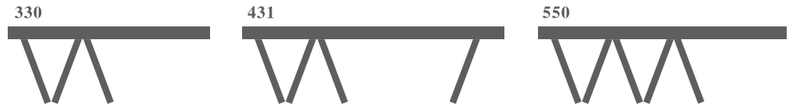

部分型材节点
Partial Section Joint

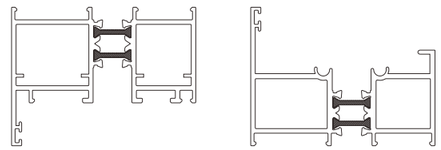

上轨　　下轨

五金4/31配置表
Hardware 4/31Configuration Table

序号/No.	名称/Description	规格编号/Part No.	数量/Quantity	备注/Note
1	双门上滑轮组 Double door upper block	502.018-10	1	
2	双门下滑轮组 Double door sliding wheel set	502.018-20	1	
3	合页Hinges	502.018-30	9	
4	拉手合页Handle hinges	502.018-40	1	
5	偏执手Paranoid handle	502.018-50	2	
6	锁盒The lock box	502.018-60	2	
7	锁盒执手 Lock box of a handle	502.018-70	1	
8	碰口Touch the mouth	502.018-80	1	
9	配件包 Accessories package	502.018-90	1	

配置说明
Fitting Instruction

* 折叠门满足较大的开启距离且不占用室内空间，开启后营造一个超大的通道口，满足个性化需求；
* 优化滑轮设计和轴承结构，使五金具有顺畅、平稳的超控性能；
* 五金主体结构采用不锈钢精密铸造，满足折叠门扇开启过程中不同角度的受力需求；
* 合页和承重滑轮组机构均设有调节装置，只需一个内六角扳手即可实现门扇调节，具有调节能力强的优质性能；

* The folding door can meet the larger opening distance and does not occupy the indoor space. After opening, it creates a large passageway to meet the personalized needs;
* Optimize pulley design and bearing structure, so that the hardware has smooth and stable overcontrol performance;
* The main structure of the hardware adopts stainless steel precision casting to meet the requirements of force from different angles in the opening process of the folding door fan;
* Hinge and load-bearing pulley block mechanism are equipped with adjusting devices, only one inner hexagon wrench can achieve door adjustment, with high quality performance of adjustment ability;

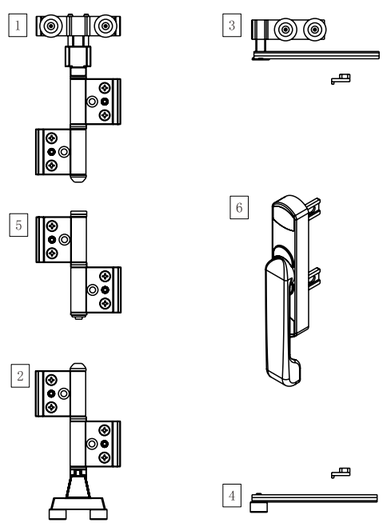

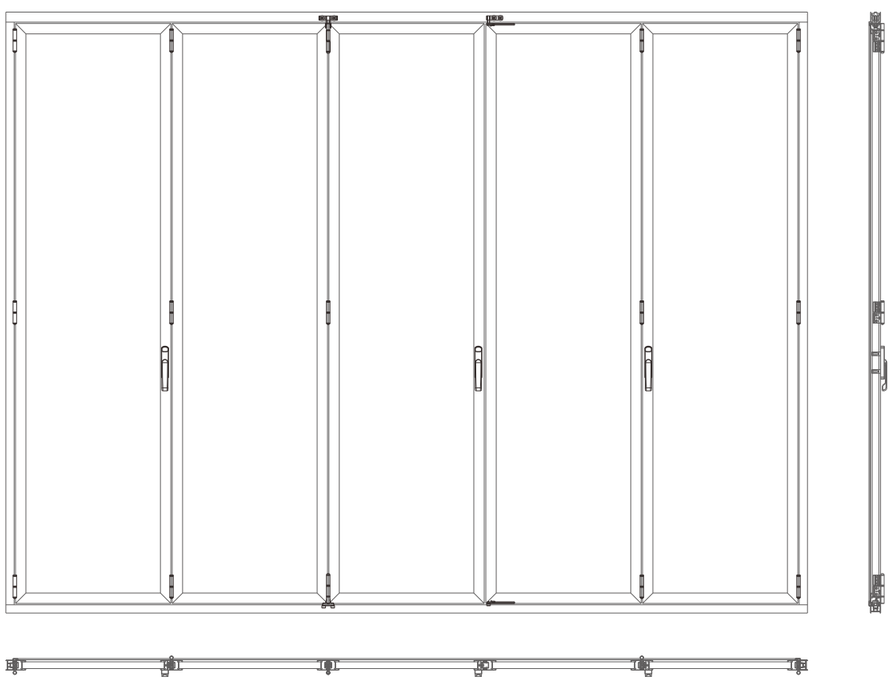

部分系统配置
Partial System Configuration

部分型材节点
Partial Section Joint

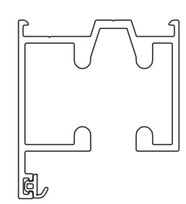

上轨

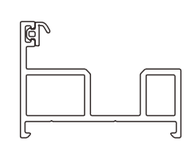

下轨

五金配置表
Hardware Configuration Table

序号/No.	名称/Description	规格编号/Part No.	数量/Quantity	备注/Note
1	双门上滑轮组 Double door upper block	502.019-10	按配置	4/31标配
2	双门下滑轮组 Double door sliding wheel set	502.019-20	按配置	4/31标配
3	单门上滑轮组 Single door upper block	502.019-30	1	4/31标配
4	单门下滑轮组 Single door sliding wheel set	502.019-40	1	4/31标配
5	合页Hinges	502.019-50	按配置	
6	把手handle	502.019-60	按配置	
7	配件包 Accessories package	502.019-70	按配置	

配置说明
Fitting Instruction

* 折叠门满足较大的开启距离且不占用室内空间，开启后营造一个超大的通道口，满足个性化需求；
* 优化滑轮设计和轴承结构，使五金具有顺畅、平稳的超控性能；
* 五金采用上承重结构，满足单侧偶数扇折叠，实线2加2的折叠开启方式，且满足门扇开启后两扇框边对齐。
* 对执手进行贴合式设计，占用空间少，保留旋转手柄、美观大方；
* The folding door can meet the larger opening distance and does not occupy the indoor space. After opening, it creates a large passageway to meet the personalized needs;
* Optimize pulley design and bearing structure, so that the hardware has smooth and stable overcontrol performance;
* Hardware adopts upper load bearing structure, which can meet the folding mode of single even fan, solid line 2 plus 2, and meet the alignment of the two frame edges after the door fan is opened.
* The handle is designed to fit, occupy less space, keep the rotating handle, beautiful and generous;

无边框折叠门
Frameless Folding Door System

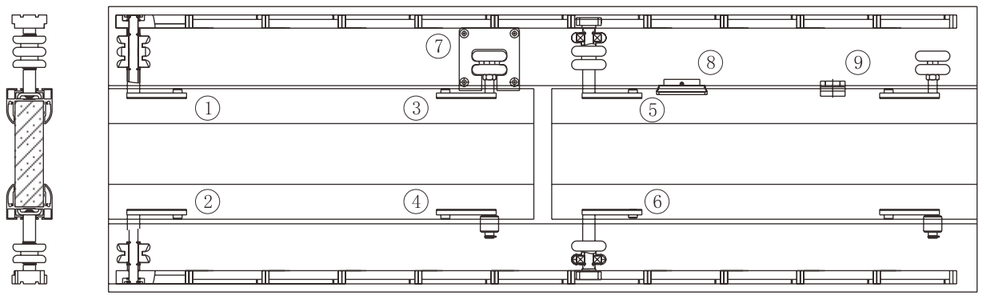



五金配置表
Hardware Configuration Table

序号/No.	名称/Description	规格编号/Part No.	数量/Quantity	备注/Note
1	定门下挂轮 Set the door lower hanging wheel	M50631-2	1	
2	定门上挂轮 Set the hanging wheel on the door	M50631-1	1	
3	通用下挂轮 Universal lower hanging wheel	M50631-4	1/扇	
4	通用上挂轮 General purpose mounting wheel	M50631-3	1/扇	
5	移门下挂轮 Sliding door lower hanging wheel	M50632-2	1/扇	
6	移门上挂轮 Sliding door upper hanging wheel	M50632-1	1/扇	
7	定向塑料块 Oriented plastic block	M50629-1	2/扇	
8	开启定位块 Opening block	M50625-1	2/套	
9	塑料挡件1 Plastic gear parts 1	M50624-1	1/扇	
10	塑料挡件2 Plastic gear parts 2	M50624-2	1/套	

配置说明
Fitting Instruction

* 每个门扇采用单独五金控制移动和开启，门扇可以灵活开启，门扇可以组合使用，满足转角洞口、常规洞口，具有多元化的使用范围。
* 改变轴承传统的使用方向，承重轮才有三层轴承叠加，达到门扇承重要求，保证门扇开启和平移平稳顺畅进行。
* 滑轮组顶端具有调节功能，安装快捷方便。

* Each door fan adopts separate hardware to control movement and opening, the door fan can be flexibly opened, the door fan can be combined to meet the corner hole, conventional hole, with a diversified range of use.
* Change the traditional use direction of bearings, bearing wheels only have three layers of bearing superposition, to meet the bearing requirements of the door fan, ensure the door fan open and smooth smooth movement.
* The top of pulley block has adjustment function, easy installation.

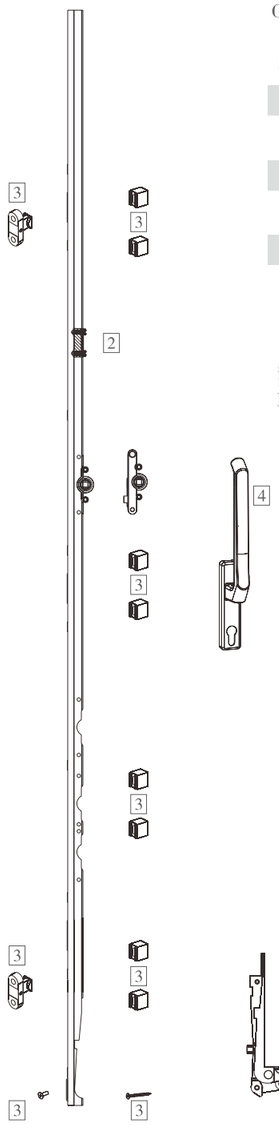

配置表
Configuration Table

序号/No.	名称/Description	规格编号/Part No.	数量/Quantity	备注/Note
1	滑轮组Roller	502.013-10	1	
2	传动器Lock	502.013-20	1	锁盒方孔高度可调 The Height Of Lock Hole Is Adjustable
3	配件包Kit	502.013-50	1	
4	门执手Handle	502.013-60	1	
5	缓冲撞头Stopper	502.010-15	1	选配Choose Accessories

型材节点
Profile Node

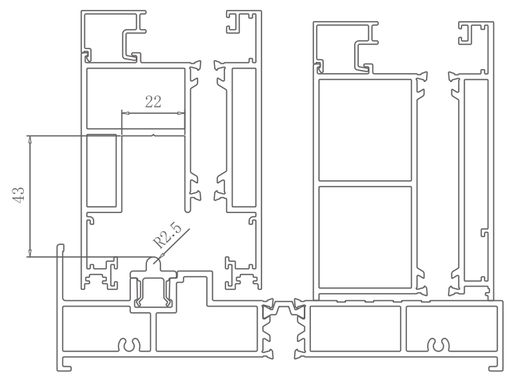

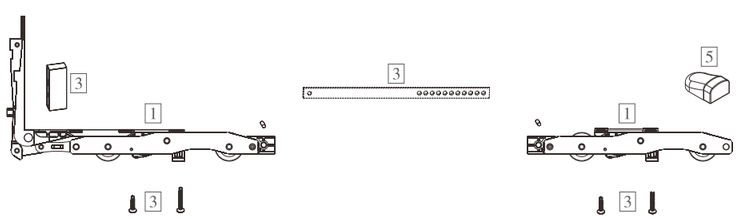

门扇配置方案
Allocation Plan

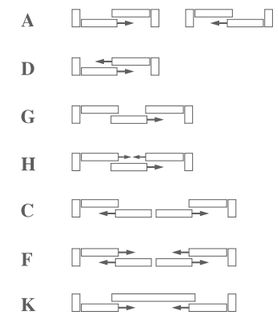

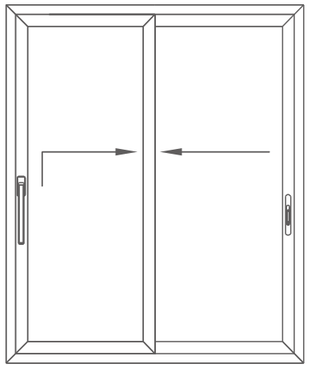

配置说明
Fitting Instruction

* 提升推拉窗系统延续了推拉窗的实用性，有效的解决了推拉窗的密封性，在开启时活动扇的占据空间小，开启面积大，并且活动扇能在任意位置锁闭，提高安全性能；
* 五金件超大承重，满足大洞口尺寸位置，满足充足采光要求
* 滑轮选用优质自润滑塑料，采用特种注塑加工工艺包塑，并对外圆面进行车加工，保证外面面光洁，减小滑轮摩擦阻力。使滑轮组运行过程中静音平稳；
* 配置多种锁点，系统可选用不同锁点，长锁点、短锁点、微通风长短锁点，系统具有实用多样性。

* The lift and sliding door system continues the practicality of sliding door, effectively solve the sealing of sliding door, when opened, the occupied space of the active fan is small, the opening area is large, and the active fan can be locked at any position, improve safety performance.
* Heavy-duty hardware parts , meet the size of the hole position, widely used in balcony doors, sun rooms, partition doors and so on.
* The roller is made of high quality self-lubricating plastic material , by special injection molding process, and the outer round surface is machined to ensure smooth outer round *surface and reduce friction resistance of the roller .Make the rollermuch more smooth and quiet during operation.
* Frame locking points， You can choose different locking points, long locking points, short locking points, micro ventilation long and short locking points, the system has a variety of application.

推拉密封窗
Sealed Sliding Window

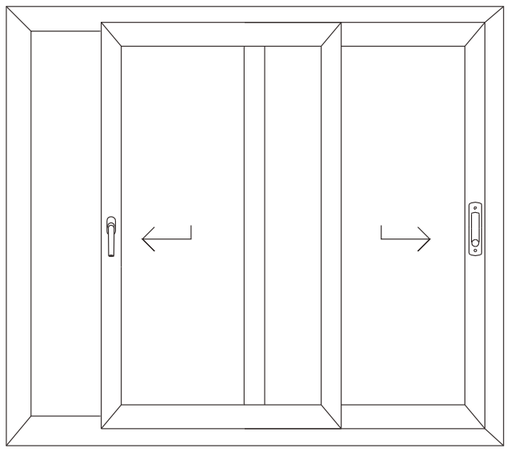

门扇配置方案
Allocation Plan

A

D

G

推拉密封窗单扇配置表
BOM LIST– Sealed Sliding System

序号/No.	名称/Description	规格编号/Part No.	数量/Quantity	备注/Note
1	滑轮组Roller Kits	PYMFL01	2组/2Sets	
2	密封组Sealing Kits	PYMFL02	2组/2Sets	
3	传动组Drive Kits	PYMFL03	1组/1Set	
4	传动盒Drive Gearbox	R–CD002	1组/1Set	
5	执手Handle	R–ZS052	1套/1Set	
6	转角器Diverter	R–ZJ001	3套/3Sets	
7	锁点组Strikers	R–SD302	2组/2Sets	

配置说明
Fitting Instruction

* 系统性设计整体五金，密封胶条实现四面密封；保留推拉门开启时活动扇的占据空间小，开启面积大的优势，并且活动扇能在任意位置锁闭，提高安全性能；
* 配置独立的推拉五金组件和密封五金组件，动作相互独立。
* 滑轮选用优质自润滑塑料，采用特种注塑加工工艺包塑，并对外圆面进行车加工，保证外面面光洁，减小滑轮摩擦阻力。使滑轮组运行过程中静音平稳；
* 轴承根据滑轮承重结构特殊设计，使塑料与轴承牢固结合，改变钢球接触形式，增加轴承轴向承载能力，提高塑料承重性能，保证门扇推拉和密封过程中滑轮使用寿命。

* Hardwares are designed as system, well integration.Seal kits for all four sides of the sash. Well sealed.
* During open–close, Sliding kits are independent from sealing kits.
* Rollers are made from plastic with self lubricating. Special plastic injection process, secures good load rating and lifetime.Machined surface, minimum the sliding friction, minimum the noise during use.
* Special inner structure of bearings, big improvement in axial and radial load. This secures high load rating, long life–time, stable system.

简易推拉密封窗
Simply Sealing Window

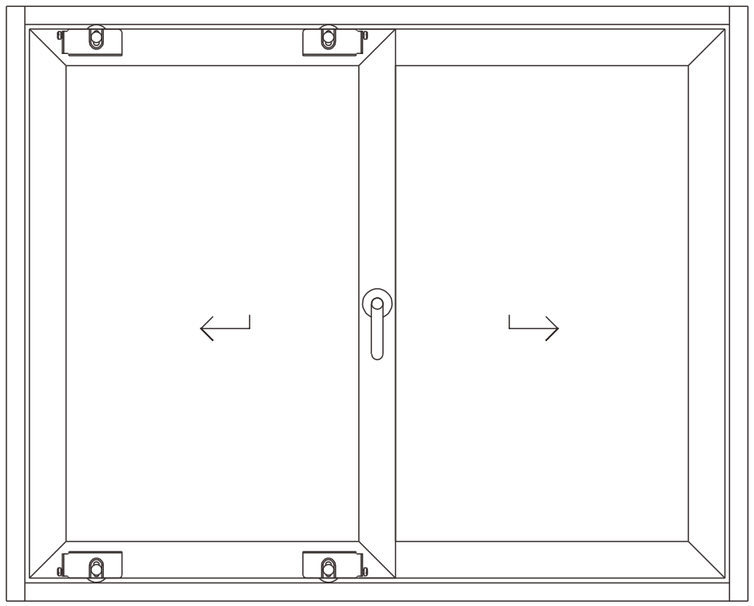

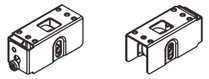

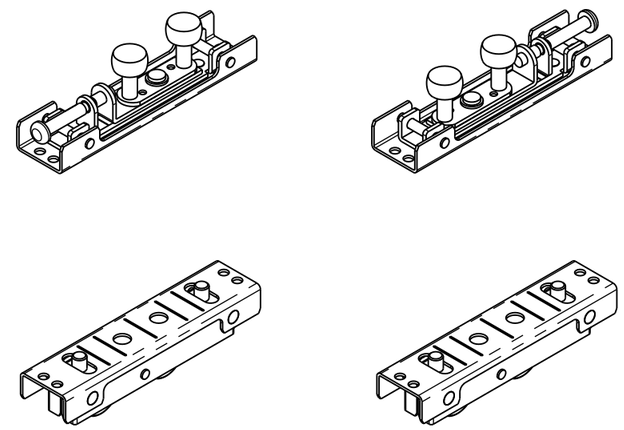

简易密封窗单扇配置表
BOM LIST– Sealed Sliding System

序号/No.	名称/Description	规格编号/Part No.	数量/Quantity	备注/Note
1	滑轮组Roller Kits	M50617	1组/1Set	
2	锁点组Strikers Kits	YM234–01	1组/1Set	
3	配件组Other Kits	YM234–02	1组/1Set	

配置说明
Fitting Instruction

* 创新设计，在原有推拉窗滑轮组的基础上，增加滑轮左右移动距离，设计压合撞头，使门窗在关闭位置压合胶条密封；
* 滑轮组表面拉丝处理，美观大方；
* 滑轮选用具有自润滑特性的工程塑料，保证滑轮静音、平稳运行；
* Innovative design, increase the movement distance of the pulley, the doors and windows are sealed in closed position.
* Nice surface with brushed treatment
* Rollers are made from plastic with self lubricating. Special plastic injection process, secures good load rating and lifetime.Machined surface, minimum the sliding friction, minimum the noise during use.

隐藏铰链内平开下悬窗 90° 开启
Hidden Hinged ,Inside Openning ,Hopper Window, Open 90 Degree



型材节点
Profile Node

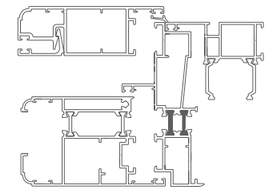

五金配置表
Hardware Fitting

序号/No.	名称/Description	规格编号/Part No.	数量/Quantity	描述/Remarks
1	上铰链R/L Upper hinge	9050005	1	905007(左)
2	下铰链R/L Lower hinge	9050006	1	905008(左)
3	上压合调节件R/L Striker (R/L)	9050009	1	
4	执手Handle	9050011	1	选配Selected
5	传动器Connector	9050012	1	
6	锁座Buckle	9050013	2	
7	转角器Redirector	9050014	1	
8	翻转支撑Suspension Support	9050015	1	
9	防脱器Disengagement Preventer	9050016	1	
10	支撑块Regulated lock bracket	9050017	1	
11	爬升块Ang rise-help block	9050018	1	

配置说明
Fitting Instruction

* 适用窗扇宽 480-900mm，窗扇高400-2000mm范围以内的窗型；
* 承载力：≤90Kg，建议窗型比（高/宽）保持在1.5:1.
* 建议锁点分布间距保持在400以内，通过选配件可以实现四面锁点密封。
* 五金主体材料为不锈钢SUS304.保证产品承重性能；
* 为适用内卡内倒多种开启形式，传动部件转角器带有防误操作装置；
* 下部铰链和上部铰链，设计窗扇位置调节装置，可实现对窗扇高低、左右、压合三个不同方向的调节。
* 隐藏式安装设计，上部铰链处设计可调节压合装置，且不干涉转角传动。根据窗扇开启时的受力特点，设计“Z”字型扣槽，安装更加牢固，将传统的点受力变为面受力，避免型材变形，安装更加牢固。
* 通过对铰链转动结构设计，可以适用框扇齐平的内开下悬窗系统，扇和框间距离最小可以为5mm，适用更美观大方的系统设计。

* Applicable sash width 480-900mm,applcable sash height 400-2000mm;
* Max load capacity is 90KG，suggested proportion of the width and height is 1.5:1
* Suggested distance for strikers to be within 400mm.Strikes in four distances can be locked by selecting hardware.
* Use SUS304 as main part material to ensure capacity;
* Connector and Redirector have Error proofing machine in order to be applcable for Turn&Tilt;
* The lower hinge and upper hinge are designed with sash position adjustment devices, which can adjust the sash height, left and right, and press in three different directions.
* Concealed installation design, the bottom of the upper and lower hinges are tightened and fixed by rotating blades to avoid screw fixing to damage the profile, that is, to improve the bonding strength of the hardware and the window sash after installation, and also improve the waterproof performance of the system.
* Through the design of the hinge rotation structure, it can be opened at 180° , and it is suitable for the inwardly-opening and lower-hung window system with flush frame and window. The minimum distance between the window and the frame can be 5 mm, which makes the system more beautiful and generous.

隐藏铰链内平开下悬窗 180° 开启
Hidden Hinged ,Inside Openning ,Hopper Window, Open 180 Degree

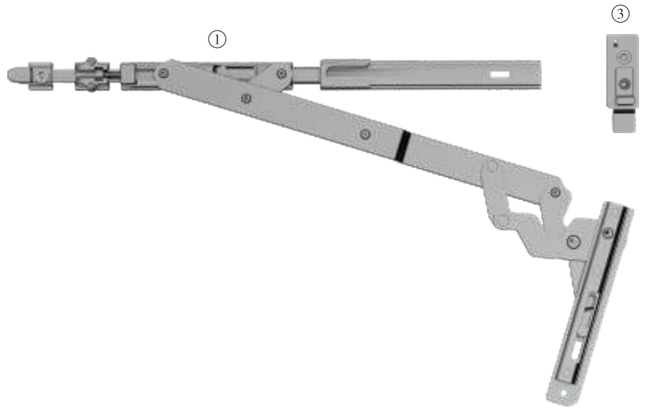



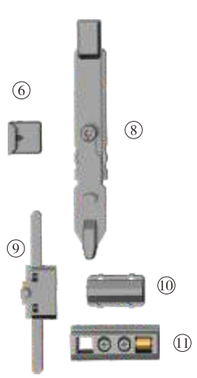

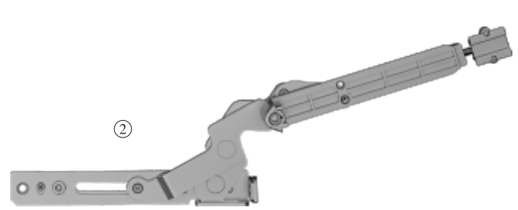

型材节点
Profile Node

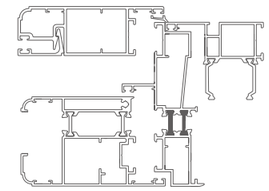

五金配置表
Hardware Fitting

序号/No.	名称/Description	规格编号/Part No.	数量/Quantity	描述/Remarks
1	上铰链R/L Upper hinge	9050001	1	905007(左)
2	下铰链R/L Lower hinge	9050002	1	905008(左)
3	上压合调节件R/L Striker (R/L)	9050009	1	
4	执手Handle	9050011	1	选配Selected
5	传动器Connector	9050012	1	
6	锁座Buckle	9050013	2	
7	转角器Redirector	9050014	1	
8	翻转支撑Suspension Support	9050015	1	
9	防脱器Disengagement Preventer	9050016	1	
10	支撑块Regulated lock bracket	9050017	1	
11	爬升块Ang rise-help block	9050018	1	

配置说明
Fitting Instruction

* 适用窗扇宽 480-800mm，窗扇高400-1500mm范围以内的窗型；
* 承载力：≤80Kg，建议窗型比（高/宽）保持在1.5:1.
* 建议锁点分布间距保持在400以内，通过选配件可以实现四面锁点密封。
* 五金主体材料为不锈钢SUS304.保证产品承重性能；
* 为适用内卡内倒多种开启形式，传动部件转角器带有防误操作装置；
* 下部铰链和上部铰链，设计窗扇位置调节装置，可实现对窗扇高低、左右、压合三个不同方向的调节。
* 隐藏式安装设计，上下铰链底部采用旋片加紧固定，避免螺丝固定破坏型材，即提高安装后五金与窗扇的结合强度，也提高了系统的防水性能。
* 通过对铰链转动结构设计,实现180° 开启,且适用框扇齐平的内开下悬窗系统,扇和框间距离最小可以为5mm,使系统更加美观大方。

* Applicable sash width 480-800mm,applcable sash height 400-1500mm;
* Max load capacity is 80KG，suggested proportion of the width and height is 1.5:1
* Suggested distance for strikers to be within 400mm.Strikes in four distances can be locked by selecting hardware.
* Use SUS304 as main part material to ensure capacity;
* Connector and Redirector have Error proofing machine in order to be applcable for Turn&Tilt;
* The lower hinge and upper hinge are designed with sash position adjustment devices, which can adjust the sash height, left and right, and press in three different directions.
* Concealed installation design, the bottom of the upper and lower hinges are tightened and fixed by rotating blades to avoid screw fixing to damage the profile, that is, to improve the bonding strength of the hardware and the window sash after installation, and also improve the waterproof performance of the system.
* Through the design of the hinge rotation structure, it can be opened at 180° , and it is suitable for the inwardly-opening and lower-hung window system with flush frame and window. The minimum distance between the window and the frame can be 5 mm, which makes the system more beautiful and generous.

合页内平开下悬窗
Leaf Innr Casement Window 180° To Open

型材节点
Profile Node

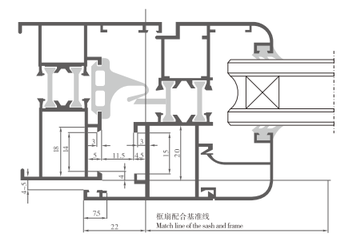

五金配置表
Hardware Fitting

序号/No.	名称/Description	数量/Quantity	描述/Remarks
1	执手Handle	1	选配Selected
2	调节锁座助升块Regula;Ang Rise-Help Block	1	
3	防脱器Disengagement Preventer	1	
4	旋转支撑Suspension Support	1	
5	锁扣Buckle	1	
6	防误器Error Proofing Machine	2	
7	中连接件Middle Connector	1	
8	铝杆Aluminum Pole	1	需另购
9	转向器Redirector	1	
10	上合页Upper Hinge	1	
11	下合页Lower Hinge	1	
12	斜拉杆总成Diagonal Member Assy	1	标配
13	欧标限位撑European Friction	1	需另购

配置说明
Fitting Instruction

* 适用窗扇宽 550-1000mm，窗扇高400-2000mm范围以内的窗型；
* 承载力：≤100Kg，建议窗型比（高/宽）保持在1.5:1.
* 建议锁点分布间距保持在400以内，通过选配件可以实现四面锁点密封。
* 合页轴采用不锈钢，承重性能强，安全性高。
* 为适用内卡内倒多种开启形式，传动部件转角器带有防误操作装置；
* 合页卡件式安装，安装快捷，左右可以互换，带有可调节装置。
* Applicable sash width 550-100mm,applcable sash height 400-2000mm;
* Max load capacity is 100KG，suggested proportion of the width and height is 1.5:1
* Suggested distance for strikers to be within 400mm.Strikes in four distances can be locked by selecting hardware.
* Use SUS304 as main part material to ensure capacity;
* Connector and Redirector have Error proofing machine in order to be applcable for Turn&Tilt
* Hinge clamp type installation, quick installation, left and right interchangeable, with adjustable device.

外开窗
Out Swinging Window

型材节点
Profile Node

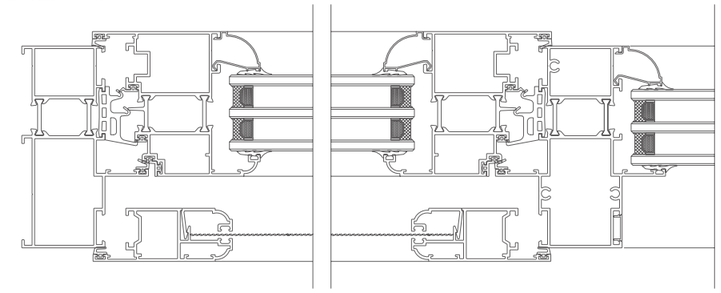

门扇配置方案
Allocation Plan

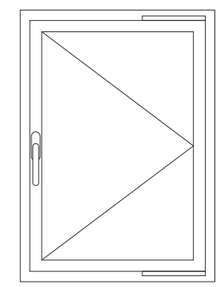

五金配置表
Hardware Fitting

序号/No.	名称/Description	编号/Part No.	数量/Quantity	描述/Remarks
1	重型C槽滑撑 Heavy duty C type Friction stay	R-WK101	1对/1Pair	
2	隐藏式铰链Concealed hinge	R-SC201	1对/1Pair	
3	双向传动盒(中心距30mm) Bidirectional connector(centre-to-centre distance 30mm)	R-CD001	1	中心距可选 center distance selected
4	双向传动盒(中心距25mm) Bidirectional connector(centre-to-centre distance 25mm)	R-CD003	1	中心距可选 center distance selected
5	方轴高执手Square shaft of handle	R-ZS042	1	颜色可选Color selected
6	方轴左歪执手/方轴右歪执手 Square shaft of handle(R/L)	R-ZS043/R-ZS044	1	颜色可选Color selected
7	防撬锁点Prying-resistant striker	R-SD302	2	
8	防撬锁座Prying-resistant buckle	R-SZ302	2	
9	锁点Striker	R-SD301	2	
10	锁座Buckle	R-SZ301	2	

滑撑系列
Friction Series

铝合金型材滑撑所需安装空间
Aluminum Alloy Profile Sliding Support Required Installation Space

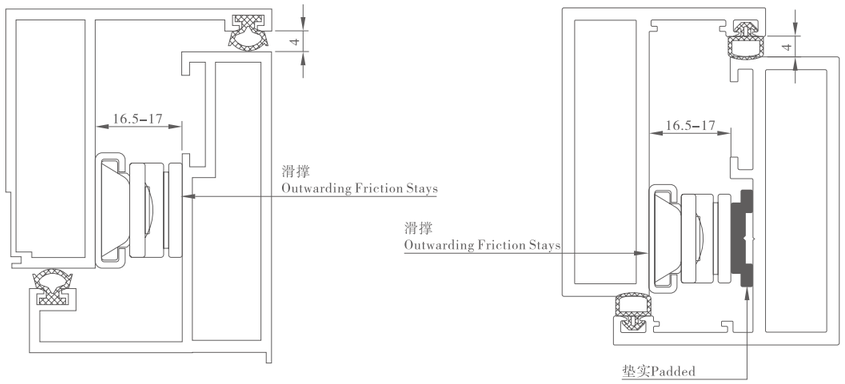

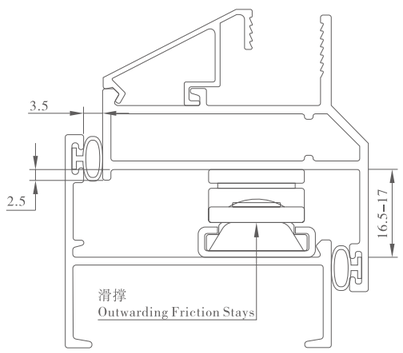

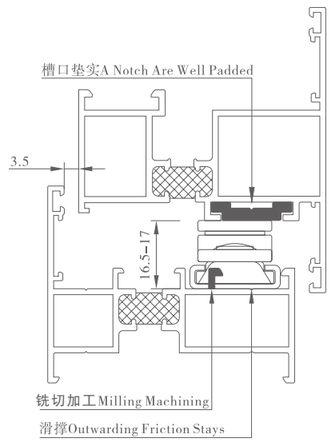

* 安装滑撑部位的型材厚度小于3mm时，应该在型材底部加垫块。
  When the thickness of the section where the slide support is installed is less than 3 mm, a cushion block should be added to the bottom of the section .
* 为了防止窗扇开启出现扇刮框现象，所有滑撑尽量靠外侧安装。
  In order to prevent the phenomenon of scraping the window when the sash is openning, all the sliding supports should be installed as far as possible outside.

* 适用于塑钢，铝木，铝合金等型材。
* 选用优质(304)不锈钢制造。
* 符合JG/T127–2007《建筑门窗五金滑撑》标准。
* 产品随着技术的改进，某些参数会有所变化，请以实物为准。
* Suitable for PVC,Aluminum–clad wood, aluminum profiles etc.
* Our friction stay is made of high quality (304) stainless steel.
* It conforms to JG/T127–2007 standard of sliding support for building doors and Windows hardware
* Product with the improvement of technology, some parameters will change, please refer to the actual material prevail.
* Suitable for PVC,Aluminum–clad wood, aluminum profiles etc.
* Our friction stay is made of high quality (304) stainless steel.
* It conforms to JG/T127–2007 standard of sliding support for building doors and Windows hardware
* Product with the improvement of technology, some parameters will change, please refer to the actual material prevail.

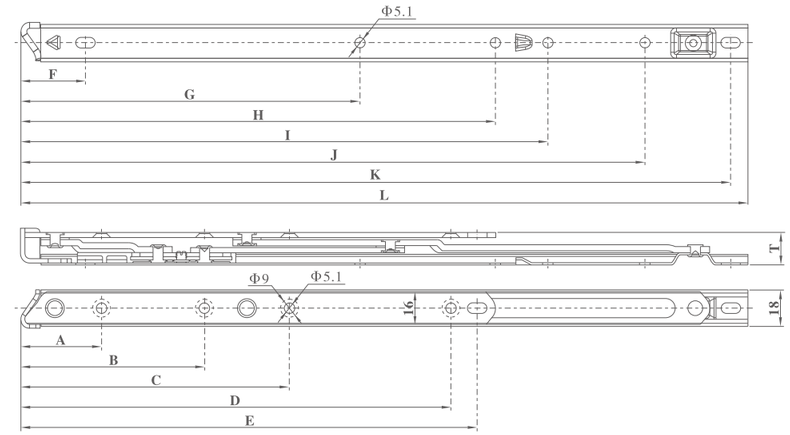

安装尺寸Installation size (mm)													铝窗规格Aluminium window size				Stacking height		Max.capacity	
型号Code	A	B	C	D	E	F	G	H	I	J	K	L	Max.Height	Max.Width	Opening Angle	Number of connecting rod	Material 2.5	Material 3.0	Material 2.5	Material 3.0
AC18–10	40	–	104	176	189	32	–	–	200	–	251	260	1200	400	90°	4connecting rod	14.5	16	13	16
AC18–12	40	–	114	194	207	32	159	210	236	–	301	310	1200	500	45/90°	4connecting rod	14.5	16	16	19
AC18–14	40	91	133	213	226	32	168	235	261	309	351	360	1500	600	45/90°	4connecting rod	14.5	16	19	22
AC18–16	40	110	152	232	245	32	176	260	286	359	401	410	1500	650	45/90°	4connecting rod	14.5	16	21	25
AC18–18	40	129	171	251	264	32	185	285	311	409	451	460	1500	700	45/90°	4connecting rod	14.5	16	22	26

注： 2.5料叠高适用于塑钢，铝木型材，3.0料叠高适用于铝合金型材。
3.0料代表连杆材料厚度为2.5与3.0混合壁厚。

Note: 2.5 Stacking height suitable for PVC, Aluminum–clad wood profiles. 3.0 Stacking height suitable for aluminum alloy profiles.
Material 3.0 means the connecting rod material thickness is 2.5 and 3.0 mixed wall thickness.

滑撑系列
Friction Series

* 适用于塑钢，铝木，铝合金等型材。
* 选用优质(304)不锈钢制造。
* 符合JG/T127-2007《建筑门窗五金滑撑》标准。
* 产品随着技术的改进，某些参数会有所变化，请以实物为准。
* Suitable for PVC,Aluminum-clad wood, aluminum profiles etc.
* Our friction stay is made of high quality (304) stainless steel.
* It conforms to JG/T127-2007 standard of sliding support for building doors and Windows hardware
* Product with the improvement of technology, some parameters will change, please refer to the actual material prevail.
* Suitable for PVC,Aluminum-clad wood, aluminum profiles etc.
* Our friction stay is made of high quality (304) stainless steel.
* It conforms to JG/T127-2007 standard of sliding support for building doors and Windows hardware
* Product with the improvement of technology, some parameters will change, please refer to the actual material prevail.

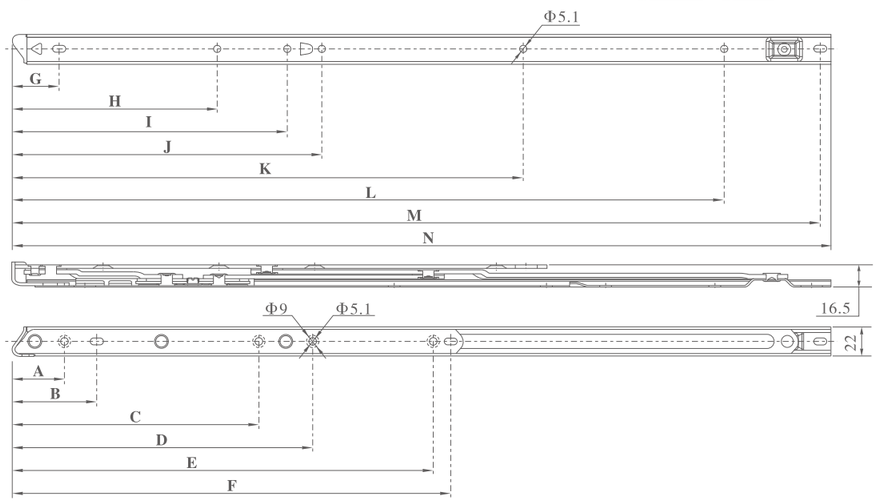

安装尺寸Installation size (mm)															铝窗规格Aluminium window size				
型号Code	A	B	C	D	E	F	G	H	I	J	K	L	M	N	Max.Height	Max.Width	Max.Weight	Opening Angle	Number of connecting rod
AC22-10	39	57	–	–	183	196	35	–	–	203	–	–	252	261	1500	500	23	90°	4connecting rod
AC22-12	39	63	–	–	202	215	35	156	220	246	–	–	302	311	1500	600	28	45/90°	4connecting rod
AC22-14	39	63	90	–	219	232	35	162	237	263	–	303	352	361	1500	700	33	45/90°	4connecting rod
AC22-16	39	63	109	–	238	251	35	171	262	288	–	353	402	411	1800	800	38	45/90°	4connecting rod
AC22-18	39	63	127	–	257	270	35	179	287	313	–	403	452	461	1800	900	43	45/90°	4connecting rod
AC22-20	39	63	148	188	278	291	35	154	232	258	343	428	502	511	1800	1000	45	30/60°	4connecting rod
AC22-24	39	63	184	224	314	327	35	161	205	231	331	431/531	602	611	1800	1100	50	30/45°	5connecting rod

注： 3.0料代表连杆材料厚度为2.5与3.0混合壁厚。
Note: Material 3.0 means the connecting rod material thickness is 2.5 and 3.0 mixed wall thickness.

* 适用于塑钢，铝木，铝合金等型材。
* 选用优质(304)不锈钢制造。
* 符合JG/T127-2007《建筑门窗五金滑撑》标准。
* 产品随着技术的改进，某些参数会有所变化，请以实物为准。
* Suitable for PVC,Aluminum-clad wood, aluminum profiles etc.
* Our friction stay is made of high quality (304) stainless steel.
* It conforms to JG/T127-2007 standard of sliding support for building doors and Windows hardware
* Product with the improvement of technology, some parameters will change, please refer to the actual material prevail.
* Suitable for PVC,Aluminum-clad wood, aluminum profiles etc.
* Our friction stay is made of high quality (304) stainless steel.
* It conforms to JG/T127-2007 standard of sliding support for building doors and Windows hardware
* Product with the improvement of technology, some parameters will change, please refer to the actual material prevail.

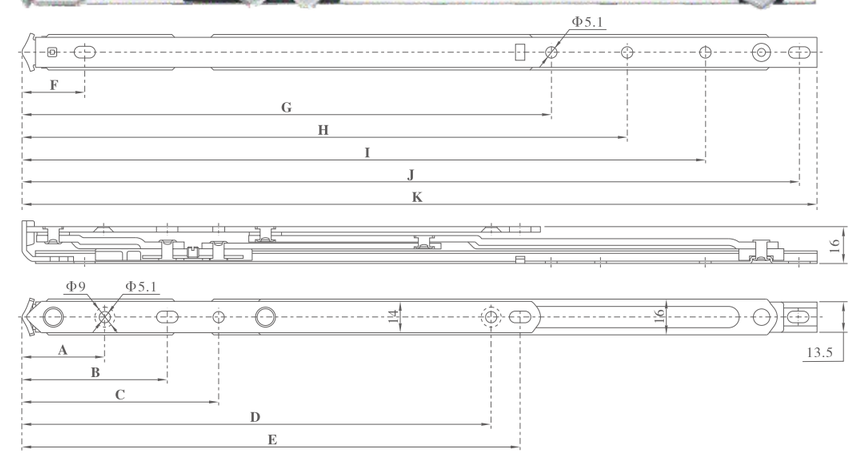

安装尺寸Installation size (mm)												铝窗规格Aluminium window size				
型号Code	A	B	C	D	E	F	G	H	I	J	K	Max.Height	Max.Width	Max.Weight	Opening Angle	Number of connecting rod
AH13.5-10	37	60	–	173	186	28	196	–	–	248	256	1200	400	14	90°	4connecting rod
AH13.5-12	37	65	–	191	204	28	212	–	256	298	306	1200	500	17	90°	4connecting rod
AH13.5-14	37	65	88	210	223	28	237	270	306	348	356	1300	600	20	90°	4connecting rod
AH13.5-16	37	65	107	229	242	28	262	306	356	398	406	1500	600	23	90°	4connecting rod

注： 3.0料代表连杆材料厚度为2.5与3.0混合壁厚。
Note: Material 3.0 means the connecting rod material thickness is 2.5 and 3.0 mixed wall thickness.

滑撑系列
Friction Series

* 适用于塑钢，铝木，铝合金等型材。
* 选用优质(304)不锈钢制造。
* 符合JG/T127-2007《建筑门窗五金滑撑》标准。
* 产品随着技术的改进，某些参数会有所变化，请以实物为准。
* Suitable for PVC,Aluminum-clad wood, aluminum profiles etc.
* Our friction stay is made of high quality (304) stainless steel.
* It conforms to JG/T127-2007 standard of sliding support for building doors and Windows hardware
* Product with the improvement of technology, some parameters will change, please refer to the actual material prevail.

* Suitable for PVC,Aluminum-clad wood, aluminum profiles etc.
* Our friction stay is made of high quality (304) stainless steel.
* It conforms to JG/T127-2007 standard of sliding support for building doors and Windows hardware
* Product with the improvement of technology, some parameters will change, please refer to the actual material prevail.

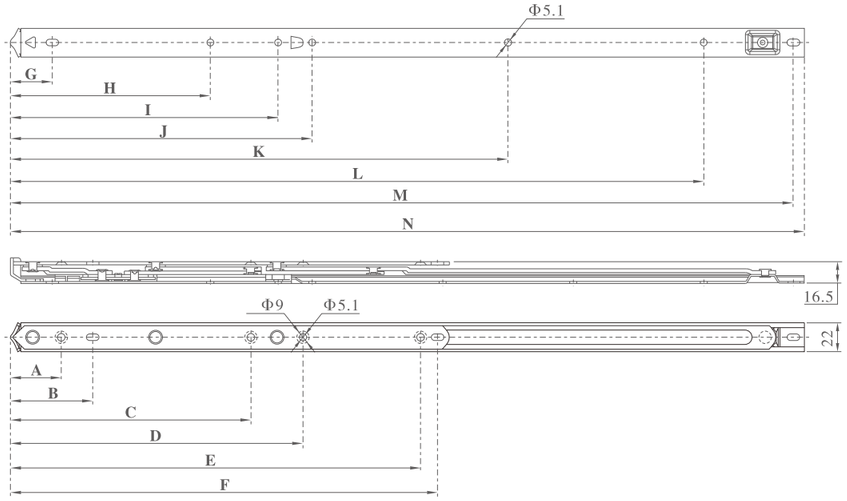

安装尺寸Installation size (mm)															铝窗规格Aluminium window size				Max.Weight	
型号Code	A	B	C	D	E	F	G	H	I	J	K	L	M	N	Max.Height	Max.Width	Opening Angle	Number of connecting rod	Material 2.5	Material 3.0
AC22-10	39	57	–	–	183	196	32	–	–	203	–	–	250	258	1500	500	90°	4connecting rod	19	23
AC22-12	39	63	–	–	202	215	32	156	220	246	–	–	300	308	1500	600	45/90°	4connecting rod	24	28
AC22-14	39	63	90	–	219	232	32	162	237	263	–	303	350	358	1500	700	45/90°	4connecting rod	29	33
AC22-16	39	63	109	–	238	251	32	171	262	288	–	353	400	408	1800	800	45/90°	4connecting rod	33	38
AC22-18	39	63	128	–	257	270	32	179	287	313	–	403	450	458	1800	900	45/90°	4connecting rod	36	43
AC22-20	39	63	148	188	278	291	32	154	232	258	343	428	502	508	1800	1000	30/60°	4connecting rod	40	45
AC22-24	39	63	184	224	314	327	32	161	205	231	331	431	600	608	1800	1100	30/45°	5connecting rod	42	50

注： 3.0料代表连杆材料厚度为2.5与3.0混合壁厚。
Note: Material 3.0 means the connecting rod material thickness is 2.5 and 3.0 mixed wall thickness.

* 适用于塑钢，铝木，铝合金等型材。
* 选用优质(304)不锈钢制造。
* 符合JG/T127-2007《建筑门窗五金滑撑》标准。
* 产品随着技术的改进，某些参数会有所变化，请以实物为准。
* Suitable for PVC,Aluminum-clad wood, aluminum profiles etc.
* Our friction stay is made of high quality (304) stainless steel.
* It conforms to JG/T127-2007 standard of sliding support for building doors and Windows hardware
* Product with the improvement of technology, some parameters will change, please refer to the actual material prevail.



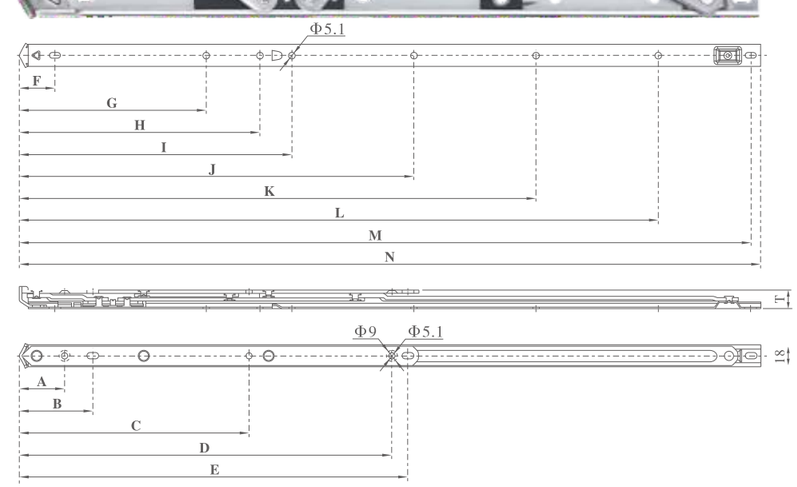

安装尺寸Installation size (mm)															铝窗规格Aluminium window size				Max.Height		Max.Weight	
型号Code	A	B	C	D	E	F	G	H	I	J	K	L	M	N	Max.Height	Max.Width	Opening Angle	Number of connecting rod	Material 2.5	Material 3.0	Material 2.5	Material 3.0
AH18-10	37	60	–	173	186	29	–	–	197	–	–	–	248	257	1200	400	90°	4connecting rod	14.5	16	13	16
AH18-12	37	65	–	191	204	29	156	207	223	–	–	–	298	307	1200	500	45/90°	4connecting rod	14.5	16	16	19
AH18-14	37	65	88	210	223	29	165	232	258	–	–	306	348	357	1500	600	45/90°	4connecting rod	14.5	16	19	22
AH18-16	37	65	107	229	242	29	173	257	283	–	–	356	398	407	1500	650	45/90°	4connecting rod	14.5	16	21	25
AH18-18	37	65	126	248	261	29	182	282	308	–	–	406	448	457	1500	700	45/90°	4connecting rod	14.5	16	22	26
AH18-20	37	60	152	271	284	29	147	227	253	343	–	433	508	517	1500	750	30/60°	5connecting rod	14.5	16	24	28
AH18-24	37	60	188	305	318	29	153	197	223	323	423	523	598	607	1500	800	30/45°	5connecting rod	14.5	16	25	29

注： 3.0料代表连杆材料厚度为2.5与3.0混合壁厚。
Note: Material 3.0 means the connecting rod material thickness is 2.5 and 3.0 mixed wall thickness.

提升推拉五金配件

Lift Sliding Door Hardware Fittings

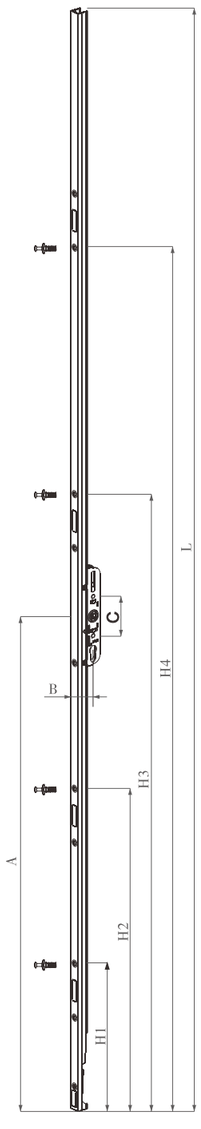

编号	A	B	C	L	H1	H2	H3	H4	锁点	门重
01	1005	38	80	2800	243	600	1200	2250	暗	300KG
02	1005	38	80	2800	243	600	1200	2250	明	300KG
03	995	38	80	2800	243	600	1200	2250	暗	300KG
04	1005	38	80	2400	243	600	1200	1750	暗	300KG
05	1005	38	80	2400	243	600	1200	1750	明	300KG
06	995	38	80	2400	243	600	1200	1750	暗	300KG
07	995	38	80	2605	245	745	1195	1895	明	300KG
08	995	38	80	2205	245	745	1195	1595	明	300KG
09	1325	38	80	2400	243	600	1325	1750	明	300KG
10	1325	38	80	2400	243	600	1325	1750	暗	300KG
11	365	25.5	43	1700	245	745	1295	/	明	150KG
12	435	25.5	43	1700	245	745	1295	/	明	150KG
13	545	25.5	43	1700	245	745	1295	/	明	150KG
14	895	25.5	43	1700	245	745	1295	/	明	150KG
15	365	25.5	43	1700	245	745	1295	/	暗	150KG
16	435	25.5	43	1700	245	745	1295	/	暗	150KG
17	545	25.5	43	1700	245	745	1295	/	暗	150KG
18	895	25.5	43	1700	245	745	1295	/	暗	150KG

长锁点/Long Striker

产品编码:R-SD304
产品材质:铸钢
适用范围：提升推拉
Part number:R-SD304
Material:Cast Steel
Application Range:Lift Sliding Door

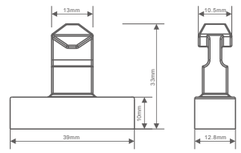

短锁点/Shourt Striker

产品编码:R-SD305
产品材质:铸钢
适用范围：提升推拉
Part number:R-SD305
Material:Cast Steel
Application Range:Lift Sliding Door

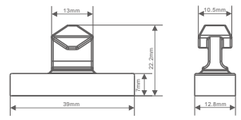

微通风长锁点/ Micro-Ventilation Long Striker

产品编码:R-SD306
产品材质:铸钢
适用范围：提升推拉
Part number:R-SD306
Material:Cast Steel
Application Range:Lift Sliding Door

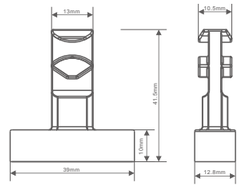

微通风短锁点/ Micro-Ventilation Shourt Striker
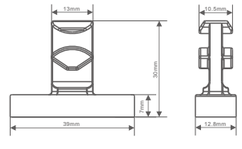
产品编码:R-SD307
产品材质:铸钢
适用范围：提升推拉
Part number:R-SD307
Material:Cast Steel
Application Range:Lift Sliding Door